

VILLAGE OF BANNOCKBURN, ILLINOIS

ANNUAL FINANCIAL REPORT

For the Year Ended  
April 30, 2010

**A Sikich LLP**

Certified Public Accountants & Advisors

VILLAGE OF BANNOCKBURN, ILLINOIS  
TABLE OF CONTENTS

---

	<u>Page(s)</u>
FINANCIAL SECTION	
INDEPENDENT AUDITOR’S REPORT.....	1-2
GENERAL PURPOSE EXTERNAL FINANCIAL STATEMENTS	
Management’s Discussion and Analysis.....	MD&A 1-15
Basic Financial Statements	
Government-Wide Financial Statements	
Statement of Net Assets.....	3
Statement of Activities.....	4-5
Fund Financial Statements	
Governmental Funds	
Balance Sheet.....	6-7
Reconciliation of Fund Balances of Governmental Funds to the Governmental Activities in the Statement of Net Assets.....	8
Statement of Revenues, Expenditures, and Changes in Fund Balances.....	9-10
Reconciliation of the Governmental Funds Statement of Revenues, Expenditures, and Changes in Fund Balances to the Governmental Activities in the Statement of Activities.....	11
Proprietary Funds	
Statement of Net Assets.....	12
Statement of Revenues, Expenses, and Changes in Fund Net Assets.....	13
Statement of Cash Flows.....	14
Notes to Financial Statements.....	15-39

VILLAGE OF BANNOCKBURN, ILLINOIS  
 TABLE OF CONTENTS (Continued)

Page(s)

FINANCIAL SECTION (Continued)

GENERAL PURPOSE EXTERNAL FINANCIAL STATEMENTS (Continued)

Required Supplementary Information

Schedule of Revenues, Expenditures, and Changes in Fund Balance - Budget and Actual	
General Fund .....	40
Police Fund.....	41
Road and Bridge Fund .....	42
Schedule of Funding Progress	
Illinois Municipal Retirement Fund .....	43
Other Postemployment Benefit Plan .....	44
Schedule of Employer Contributions	
Illinois Municipal Retirement Fund .....	45
Other Postemployment Benefit Plan .....	46
Notes to Required Supplementary Information .....	47

COMBINING AND INDIVIDUAL FUND  
 FINANCIAL STATEMENTS AND SCHEDULES

MAJOR GOVERNMENTAL FUNDS

Schedule of Expenditures - Budget and Actual - General Fund .....	48
Schedule of Revenues, Expenditures, and Changes in Fund Balance - Budget and Actual	
TIF Debt Service Fund .....	49
Special Service Area #16 Fund .....	50

NONMAJOR GOVERNMENTAL FUNDS

Combining Balance Sheet .....	51
Combining Statement of Revenues, Expenditures, and Changes in Fund Balances.....	52
Nonmajor Special Revenue Funds	
Combining Balance Sheet.....	53-54
Combining Statement of Revenues, Expenditures, and Changes in Fund Balances .....	55-56
Schedule of Revenues, Expenditures, and Changes in Fund Balance - Budget and Actual	
Motor Fuel Tax Fund .....	57
Audit Fund.....	58

VILLAGE OF BANNOCKBURN, ILLINOIS  
TABLE OF CONTENTS (Continued)

---

Page(s)

FINANCIAL SECTION (Continued)

COMBINING AND INDIVIDUAL FUND  
FINANCIAL STATEMENTS AND SCHEDULES (Continued)

NONMAJOR GOVERNMENTAL FUNDS (Continued)

Nonmajor Special Revenue Funds (Continued)

Schedule of Revenues, Expenditures, and Changes in

Fund Balance - Budget and Actual

Liability Insurance Fund .....	59
Special Service Area #1 Fund .....	60
Special Service Area #2 Fund .....	61

Nonmajor Debt Service Funds

Combining Balance Sheet .....	62-63
-------------------------------	-------

Combining Statement of Revenues, Expenditures, and

Changes in Fund Balances .....	64-65
--------------------------------	-------

Schedule of Revenues, Expenditures, and Changes in

Fund Balance - Budget and Actual

Special Service Area #4 Fund .....	66
Special Service Area #7 Fund .....	67
Special Service Area #8 Fund .....	68
Special Service Area #9 Fund .....	69
Special Service Area #10 Fund.....	70
Special Service Area #11 Fund.....	71
Special Service Area #12 Fund.....	72
Special Service Area #13 Fund.....	73
Special Service Area #14 Fund.....	74
Special Service Area #15 Fund.....	75

Nonmajor Capital Projects Funds

Schedule of Revenues, Expenditures, and Changes in

Fund Balance - Budget and Actual

Water Reservoir Project Fund .....	76
------------------------------------	----

PROPRIETARY FUNDS

Schedule of Revenues, Expenses, and Changes

in Net Assets - Budget and Actual

Water Fund .....	77
Sewer Fund.....	78

VILLAGE OF BANNOCKBURN, ILLINOIS  
TABLE OF CONTENTS (Continued)

---

Page(s)

FINANCIAL SECTION (Continued)

SUPPLEMENTARY SCHEDULES

Schedule of Water and Sewer Fund Operating Activity - Last Nine Fiscal Years .....	79
Long-Term Debt Requirements	
Special Tax Bonds, Series 2003.....	80
General Obligation Bonds, Series 2006 .....	81
Schedule of Property Tax Assessed Valuations, Rates, and Extensions - Last Ten Levy Years .....	82-83
Summary Statement of Net Assets - Last Five Fiscal Years.....	84
Summary Statement of Activities - Last Five Fiscal Years .....	85
Summary of Revenues and Expenditures/Expenses - Last Four Fiscal Years .....	86



998 Corporate Boulevard • Aurora, IL 60502

INDEPENDENT AUDITOR'S REPORT

The Honorable Village President  
Members of the Board of Trustees  
Village of Bannockburn, Illinois

We have audited the accompanying financial statements of the governmental activities, the business-type activities, each major fund, and the aggregate remaining fund information of the Village of Bannockburn, Illinois as of and for the year ended April 30, 2010, which collectively comprise the Village of Bannockburn, Illinois' basic financial statements as listed in the table of contents. These basic financial statements are the responsibility of the Village of Bannockburn, Illinois' management. Our responsibility is to express opinions on these financial statements based on our audit.

We conducted our audit in accordance with auditing standards generally accepted in the United States of America and the standards applicable to financial audits contained in *Government Auditing Standards*, issued by the Comptroller General of the United States. Those standards require that we plan and perform the audit to obtain reasonable assurance about whether the basic financial statements are free of material misstatement. An audit includes examining, on a test basis, evidence supporting the amounts and disclosures in the basic financial statements. An audit also includes assessing the accounting principles used and significant estimates made by management, as well as evaluating the overall basic financial statement presentation. We believe that our audit provides a reasonable basis for our opinions.

In our opinion, the financial statements referred to above present fairly, in all material respects, the respective financial position of the governmental activities, the business-type activities, each major fund, and the aggregate remaining fund information of the Village of Bannockburn, Illinois, as of April 30, 2010, and the respective changes in financial position and, where applicable, cash flows thereof for the year then ended in conformity with accounting principles generally accepted in the United States of America.

In accordance with *Government Auditing Standards*, we have also issued our report dated August 18, 2010 on our consideration of Village of Bannockburn, Illinois' internal control over financial reporting and our tests of its compliance with certain provisions of laws, regulations, contracts and grant agreements and other matters. The purpose of that report is to describe the scope of our testing of internal control over financial reporting and compliance and the results of that testing and not to provide an opinion on the internal control over financial reporting or on compliance. That report is an integral part of an audit performed in accordance with *Government Auditing Standards* and should be considered in assessing the results of our audit.

The Management's Discussion and Analysis and other required supplementary information listed in the table of contents are not required parts of the basic financial statements but are supplementary information required by the Governmental Accounting Standards Board. We have applied certain limited procedures, which consisted principally of inquiries of management regarding the methods of measurement and presentation of the supplementary information. However, we did not audit the information and express no opinion on it.

Our audit was conducted for the purpose of forming opinions on the financial statements that collectively comprise the Village of Bannockburn, Illinois' basic financial statements. The accompanying financial information listed as combining and individual fund financial statements and schedules and supplementary schedules are presented for purposes of additional analysis and are not a required part of the basic financial statements of the Village of Bannockburn, Illinois. Such information has been subjected to the auditing procedures applied in the audit of the basic financial statements and, in our opinion, is fairly presented in all material respects in relation to the basic financial statements taken as a whole.

A handwritten signature in black ink, appearing to read "Sukich LLP". The signature is written in a cursive, flowing style.

Aurora, Illinois  
August 18, 2010

GENERAL PURPOSE EXTERNAL FINANCIAL STATEMENTS



**VILLAGE OF BANNOCKBURN, ILLINOIS**  
**MANAGEMENT'S DISCUSSION AND ANALYSIS**  
**April 30, 2010**

---

The Village of Bannockburn's (the "Village") Management's Discussion and Analysis is designed to (1) assist the reader in focusing on significant financial issues, (2) provide an overview of the Village's financial activity, (3) identify changes in the Village's financial position (its ability to address subsequent year challenges), and (4) identify individual fund issues or concerns.

Since Management's Discussion and Analysis (MD&A) is designed to focus on the current year's activities, resulting changes, and currently known facts, please read it in conjunction with the Village's financial statements (beginning on page 3).

**I. FINANCIAL HIGHLIGHTS**

- The assets of the Village exceeded its liabilities at the close of the fiscal year by \$23.8 million (net assets), an 11% increase from the April 30, 2009 report. Of this amount, \$18.9 million are capital assets, and \$7.4 million are unrestricted net assets which may be used to meet the Village's ongoing obligations to its citizens.
- The Proprietary Funds (Business-Type Activities) have Unrestricted Net Assets of \$769,973. This change from fiscal 2009 reflects the use of available cash for capital activity, IEPA and ARRA grant and loan receivables, and funding scheduled debt repayments. Programmed user fee increases continued, helping fund Capital projects in the Water Fund and Sewer Fund as well as to meet structured debt obligations.
- The Village's Governmental Funds fund balances decreased \$2,368,906, or 23.3%. This anticipated reduction resulted principally from two activities: the conclusion of the TIF and the use of escrow funds. Concluding activities of the TIF, including depletion of the TIF Debt Service Fund and Water Reservoir Project Fund, account for \$1,873,319 or 79.4% of the reduction. Utilization of \$478,430 in remaining escrow funds for the widening of Rt 43 account for 20% of the reduction.
- Governmental Activities Net Assets increased \$2,522,987, or 20.9%. Business-Type Activities Net Assets increased \$473,565, or 5.4%.
- Of the Major Funds, the Road & Bridge and Special Service Area #16 deficit balances will be funded through future revenues and Interfund Transfers.
- The Village's General Fund balance of \$7,920,404 decreased \$758,733, or 8.8% from fiscal 2009. The General Fund balance increased for several years, with planned reductions to fund capital improvement projects that commenced in fiscal 2009. The other primary component to the reduction in the General Fund balance is the on-going need to support the Police and other Nonmajor Governmental Funds that have insufficient revenue to continue to provide the high service levels recognized in the Village. Cash and investments comprise \$7,052,667, or 89.0%, of the General Fund \$7.9 million fund balance at fiscal year-end.

- The Water Fund is making debt payments for the \$2,500,000 in General Obligation Bonds issued in 2006 for myriad scheduled water infrastructure projects. The Village received Standard & Poor's AAA rating in fiscal 2007. This rating facilitated favorable interest rates for this 20-year issue.
- The Village issued \$3 million in Recovery Zone Bonds May, 2010 and again received Standard & Poor's AAA rating.
- The Tax Increment Financing District completed scheduled debt payments for the \$1,995,000 Series 2006B bonds. All other remaining debt was either paid or forgiven during fiscal 2010. The Village Board of Trustees approved Ordinance 2010-14 Dissolving the Special Tax Allocation Fund and Terminating the Designation of the Bannockburn Redevelopment Project Area.

## **II. USING THE FINANCIAL SECTION OF THIS ANNUAL FINANCIAL REPORT**

The Village's financial statements present two kinds of statements, each with a different snapshot of the Village's finances. The financial statements' focus is on both the Village as a whole (government-wide) and on the major individual funds. Both perspectives (government-wide and major fund) allow the user to address the relevant question "Is the Village in a better financial position than it was one year ago?", provide a basis for comparison (year-to-year or government-to-government), and enhance the Village's accountability. Consideration of other non-financial factors, such as changes in the Village's sales and other taxing bases, and the condition of various infrastructure, is needed to assess the overall health of the Village.

### **A. Government-Wide Financial Statements**

The government-wide financial statements (see pages 3 - 5) are designed to be corporate-like in that all governmental and business-type activities are consolidated into columns that add to a total for the Primary Government. The focus of the Statement of Net Assets (the "Unrestricted Net Assets") is designed to be similar to bottom line results for the Village and its governmental and business-type activities. This statement combines and consolidates the governmental fund's current financial resources (short-term spendable resources) with capital assets and long-term obligations using the accrual basis of accounting and economic resources measurement focus.

The Statement of Activities (see pages 4 - 5) is focused on both the gross and net cost of various activities (including governmental and business-type), which are supported by the government's general taxes and other resources. This is intended to summarize and simplify the user's analysis of the cost of various governmental services and/or subsidy to various business-type activities.

The Governmental Activities reflect the Village's basic services, including police, roads, open space, and administration. Shared state sales and income taxes, real estate taxes, telecommunications taxes, licenses and permits, and interest earnings finance the majority of these services. The Business-Type Activities reflect private sector-type operations (Water and Sewer) where the regular charges for service typically cover all or most of the cost of operation, including depreciation.

**B. Fund Financial Statements**

Traditional users of governmental financial statements will find the Fund Financial Statements presentation more familiar. A fund is an accountability unit used to maintain control over resources segregated for specific activities or objectives. The Village uses funds to ensure and demonstrate compliance with finance-related federal, state, and local laws and regulations. Within the basic financial statements, fund financial statements focus on the Village's most significant funds rather than the Village as a whole. Major funds are separately reported while all others are combined into a single, aggregated column. Individual fund data for nonmajor funds is provided in the form of combining statements in a later section of this report.

The Governmental Major Funds (see pages 6 - 10) are reported in the fund financial statements and encompass essentially the same functions reported as governmental activities in the government-wide financial statements. However, Governmental Fund statements report short-term fiscal accountability focusing on the use of spendable resources and balances of spendable resources available at the end of the year. They are useful in evaluating annual financing requirements of governmental programs and the commitment of spendable resources for the near-term.

The government-wide financial statements provide a long-term view. Comparisons between the individual governmental fund statements and the government-wide statements provide information about financing decisions and the amount invested in and available for maintaining and improving infrastructure. Review of these two perspectives can provide insight into the long-term impact of short-term financing decisions. Both the governmental fund balance sheet and the governmental fund statement of revenues, expenditures and changes in fund balances are reconciled with the Government-Wide financial statements to show the differences between these two perspectives.

Budgetary comparison schedules for other funds can be found in a later section of this report. These statements and schedules demonstrate compliance with the Village's budget.

Business-Type activities are reported in the Proprietary Fund Statements (see pages 12 - 14). These fund financial statements are for those services for which the Village charges customers a fee. There are two kinds of proprietary funds, enterprise and internal service. Enterprise funds essentially encompass the same functions reported as Business-Type activities in the government-wide statements. Enterprise fund services are primarily provided to customers external to the Village organization, such as those of the water and sewer utilities. The Village does not currently utilize internal service funds.

Proprietary fund statements provide both long-term and short-term financial information consistent with the focus provided by the government-wide financial statements, but with more detail for major enterprise funds.

The accompanying notes to the financial statements provide information essential to a full understanding of the government-wide and fund financial statements. The notes to the financial statements begin on page 15 of this report.

In addition to the basic financial statements and accompanying notes, this report also presents certain required supplementary information concerning the Village's funding of pension benefit obligations to its employees and budgetary information beginning on page 40.

Major funds are reported in the basic financial statements as discussed. Combining and individual statements and schedules for nonmajor funds are presented in a subsequent section of this report beginning on page 48.

### III. FINANCIAL ANALYSIS OF THE VILLAGE AS A WHOLE

The Village implemented the financial reporting model (GASB #34) beginning with the fiscal year ended April 30, 2005. Over time, as year-to-year financial information is accumulated on a consistent basis, changes in net assets may be observed and used to analyze the changing financial position of the Village as a whole. The inclusion of historical data in these analyses enhances the usefulness of this data.

#### Statement of Net Assets As of April 30, 2010 and April 30, 2009

Presented in Thousands (,000)

	Governmental Activities		Business-Type Activities		Total Primary Government	
	2010	2009	2010	2009	2010	2009
Current & Other Assets	\$9,478	\$13,709	\$1,202	\$866	\$10,680	\$14,575
Capital Assets	<u>\$7,590</u>	<u>\$6,570</u>	<u>\$11,306</u>	<u>\$10,530</u>	<u>\$18,896</u>	<u>\$17,101</u>
<b>Total Assets</b>	\$17,068	\$20,279	\$12,508	\$11,397	\$29,576	\$31,676
Long-Term Liabilities	\$848	\$4,651	\$2,825	\$2,324	\$3,673	\$6,976
Other Liabilities	<u>\$1,618</u>	<u>\$3,550</u>	<u>\$432</u>	<u>\$295</u>	<u>\$2,050</u>	<u>\$3,844</u>
<b>Total Liabilities</b>	\$2,466	\$8,201	\$3,257	\$2,619	\$5,723	\$10,820
Net Assets:						
Investment in Capital Assets, Net of Debt	\$6,985	\$3,912	\$8,481	\$8,206	\$15,466	\$12,118
Restricted	\$952	\$2,681	\$0	\$316	\$952	\$2,998
Unrestricted	<u>\$6,665</u>	<u>\$5,485</u>	<u>\$770</u>	<u>\$255</u>	<u>\$7,435</u>	<u>\$5,740</u>
<b>Total Net Assets</b>	<u>\$14,601</u>	<u>\$12,078</u>	<u>\$9,251</u>	<u>\$8,777</u>	<u>\$23,853</u>	<u>\$20,856</u>

During the last two fiscal years, Primary Government Capital Assets have increased \$1.8 million, a 10% increase. These asset increases are primarily from the installation of water and sewer mains, construction of a water reservoir, and road, storm sewer and path improvements. These asset additions have been funded from a combination of planned debt issuances and the use of available funds.

A summary of revenue and expenditure fund activity for the last two fiscal years is reported below. The graphs that follow provide a visual depiction of each funds fiscal activity in relation to the fiscal totals for revenue and expenditure for the respective fiscal year.

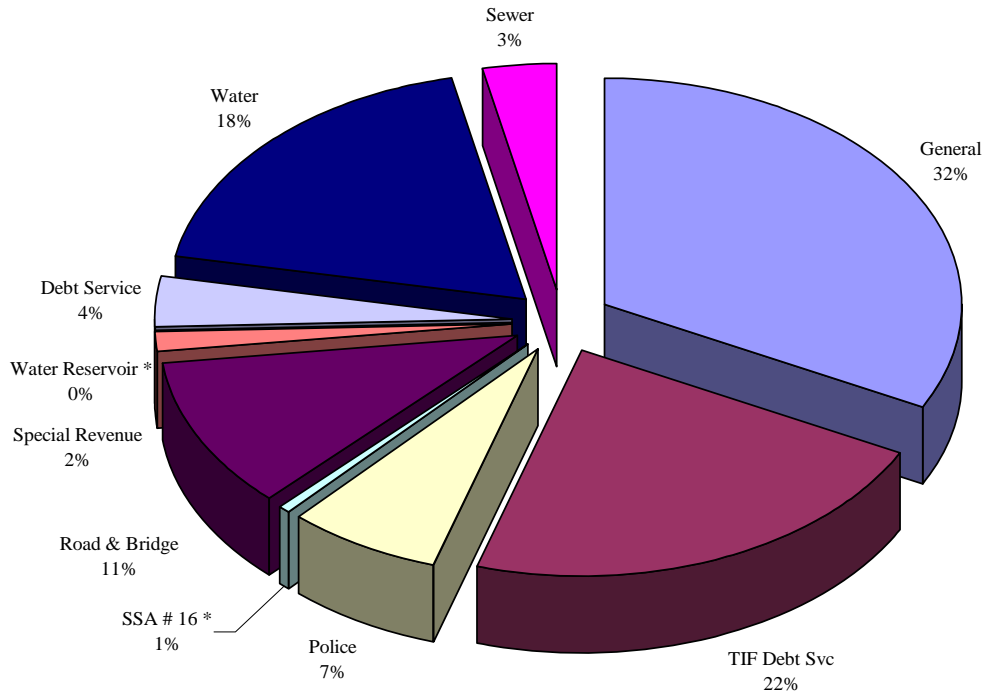
The final two graphs reflect asset balances for Governmental and Business-Type activities for the last six fiscal years.

The following chart summarizes the Statement of Activities information found on pages 4-5 of this report and provides prior year comparative data.

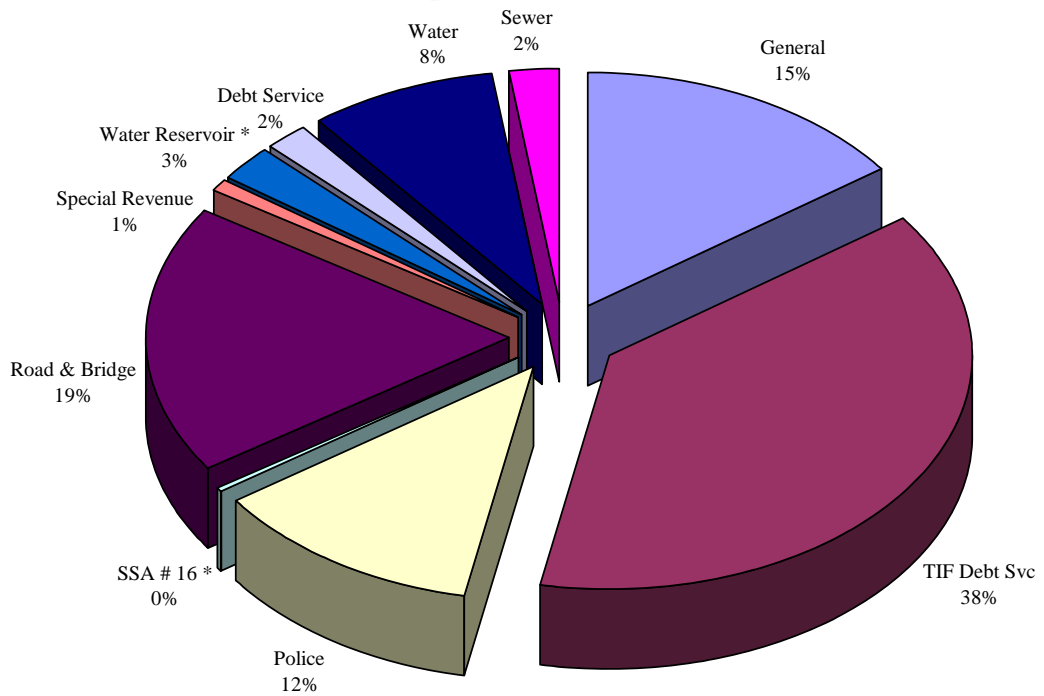
**Statement of Activities As of April 30,**

Revenues	Governmental Activities		Business-Type Activities		Total Primary Government	
	2010	2009	2010	2009	2010	2009
Program Revenue:						
Charges for Services	\$243	\$373	\$959	\$925	\$1,202	\$1,298
Operating Grants & Contributions	\$125	\$64	\$0	\$0	\$125	\$64
Capital Grants & Contributions	\$53	\$0	\$351	\$30	\$404	\$30
Tap-In/Connection Fees	\$0	\$0	\$0	\$0	\$0	\$0
General Revenues:						
Property Taxes	\$2,238	\$2,168	\$0	\$0	\$0	\$2,168
Other Taxes (Sales, Use, Telecomm, Income, Hotel)	\$1,352	\$1,338	\$0	\$0	\$2,238	\$1,338
Investment Income & Miscellaneous	\$2,795	\$731	\$1	\$3	\$1,352	\$734
Contributions	<u>\$0</u>	<u>\$280</u>	<u>\$0</u>	<u>\$425</u>	<u>\$2,796</u>	<u>\$705</u>
Total Revenues	\$6,806	\$4,954	\$1,311	\$1,384	\$8,117	\$6,338
<b>Expenses</b>						
General Government	\$1,438	\$1,198	\$0	\$0	\$1,438	\$1,198
Public Safety	\$1,125	\$1,158	\$0	\$0	\$1,125	\$1,158
Road & Bridge	\$860	\$728	\$0	\$0	\$860	\$728
Interest & Fiscal Charges	\$861	\$311	\$0	\$0	\$861	\$311
Water & Sewer	<u>\$0</u>	<u>\$0</u>	<u>\$837</u>	<u>\$864</u>	<u>\$837</u>	<u>\$864</u>
Total Expense	\$4,283	\$3,395	\$837	\$864	\$5,121	\$4,259
Change in Net Assets	<u>\$2,523</u>	<u>\$1,559</u>	<u>\$474</u>	<u>\$520</u>	<u>\$2,997</u>	<u>\$2,079</u>
Net Assets						
May 1	\$12,078	\$10,519	\$8,777	\$8,257	\$20,856	\$18,777
April 30	<u>\$14,601</u>	<u>\$12,078</u>	<u>\$9,251</u>	<u>\$8,777</u>	<u>\$23,853</u>	<u>\$20,856</u>

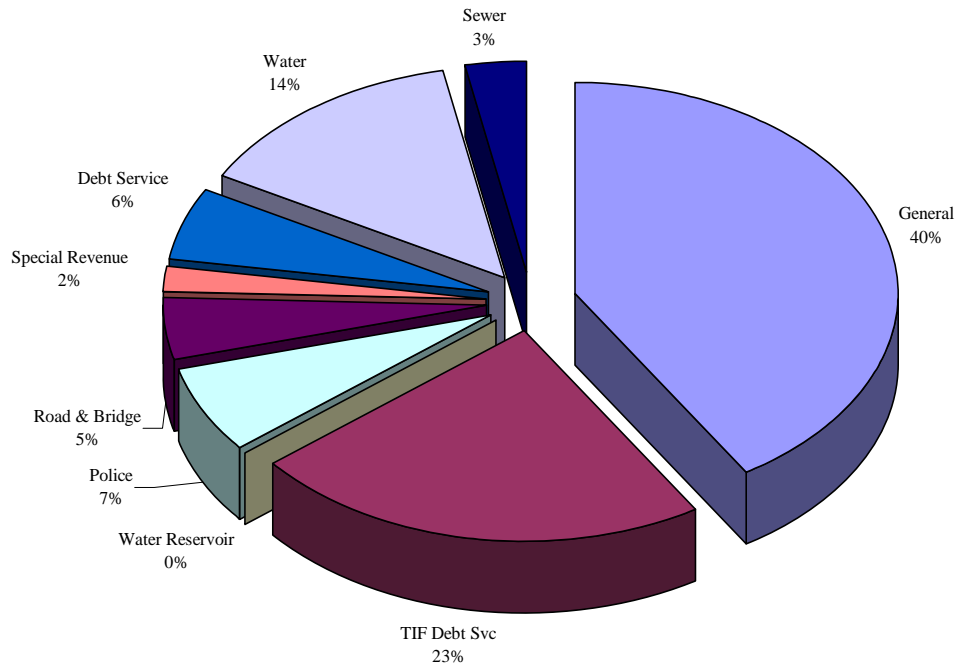
**Revenues by Fund 2010**



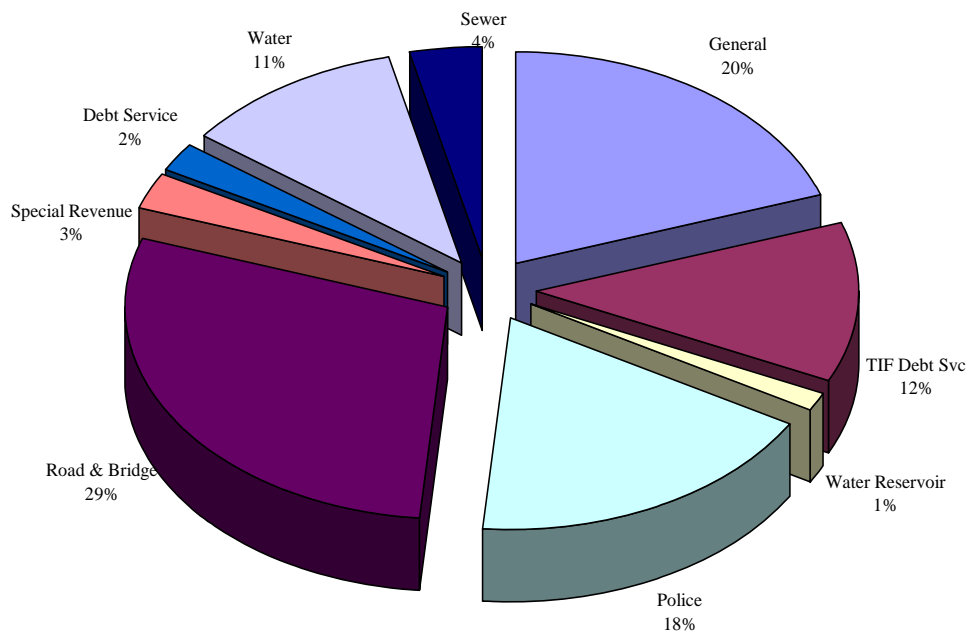
**Expenditures by Fund 2010**



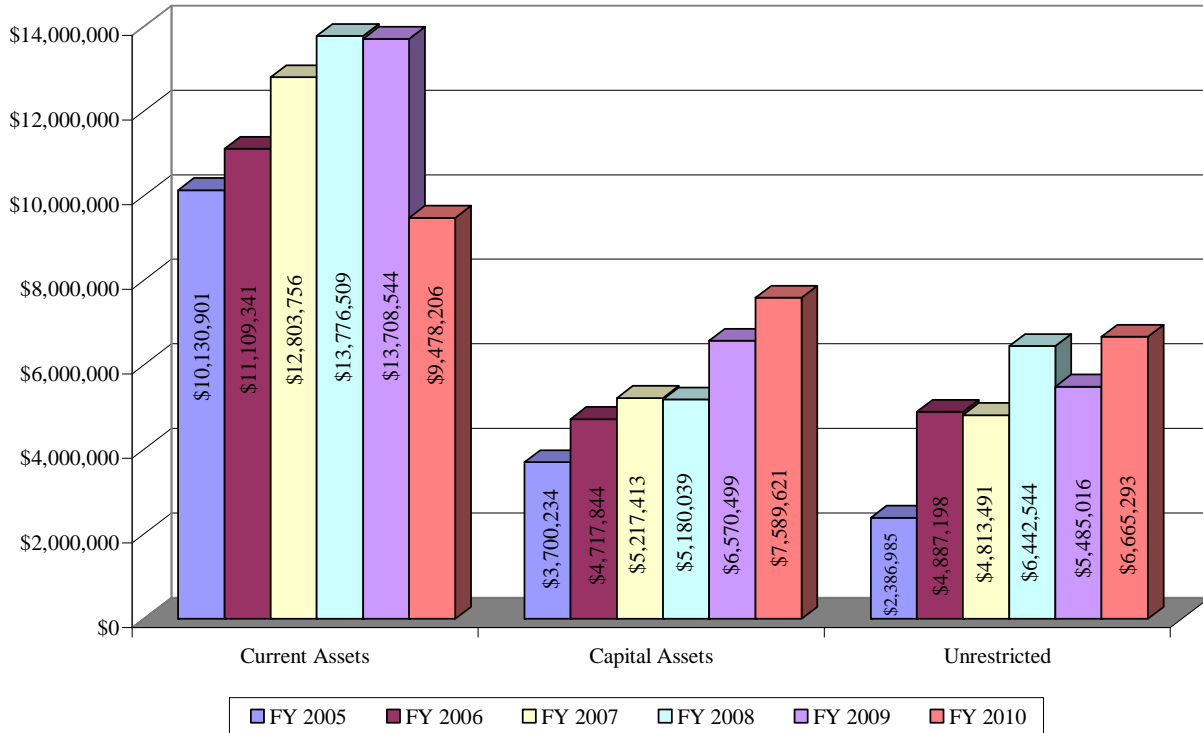
**Revenues by Fund 2009**



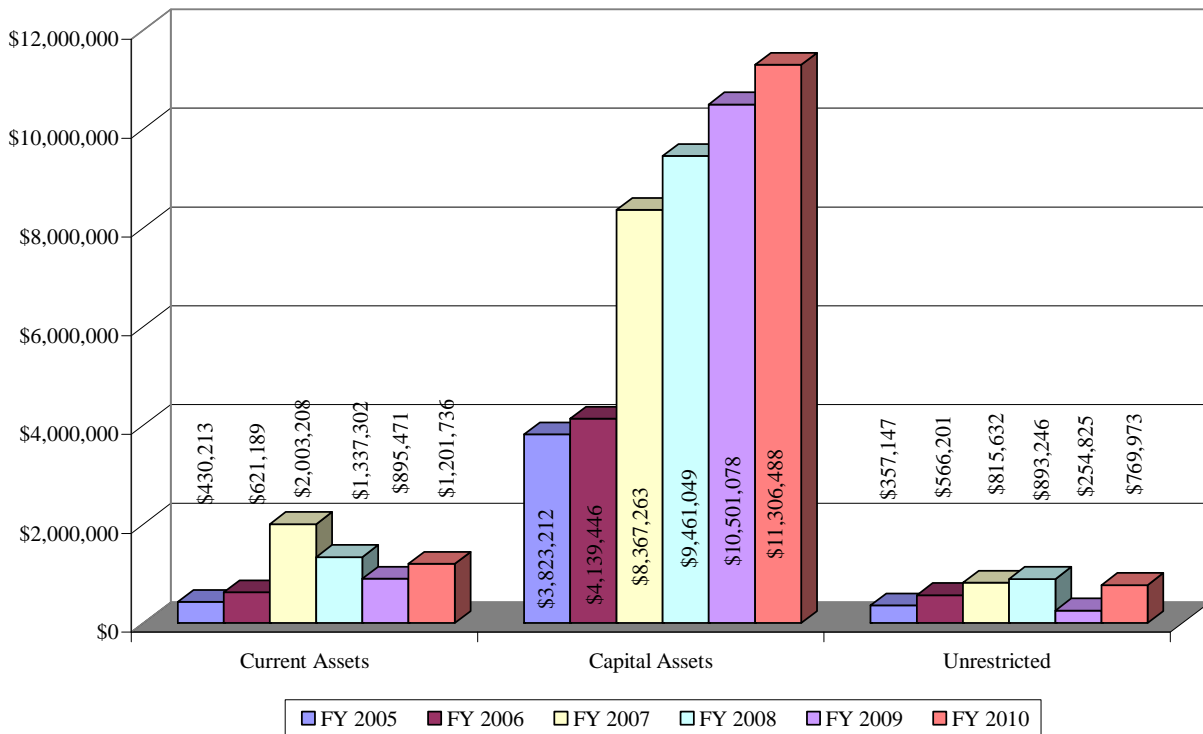
**Expenditures by Fund 2009**



**Governmental Activities**  
**FY 2005 vs. 2006 vs. 2007 vs. 2008 vs. 2009 vs. 2010**



**Business-Type Activities**  
**FY 2005 vs. 2006 vs. 2007 vs. 2008 vs. 2009 vs. 2010**





### Fund Activities April 30, 2010 and April 30, 2009

	<u>Revenues</u>		<u>Expenditures</u>	
	2010	2009	2010	2009
<b>Major Funds</b>				
General	\$1,946,393	\$2,317,663	\$1,189,776	\$1,158,510
TIF Debt Svc	\$1,336,283	\$1,304,200	\$2,999,132	\$722,120
Water Reservoir *		\$3,800		\$79,997
Police	\$428,239	\$380,989	\$962,553	\$1,063,897
SSA # 16 *	\$37,182		\$24,509	
Road & Bridge	\$635,531	\$264,154	\$1,471,206	\$1,693,558
<b>Nonmajor Funds</b>				
Special Revenue	\$97,639	\$101,941	\$62,644	\$203,349
Water Reservoir *	\$5		\$216,475	
Debt Service	\$218,237	\$318,482	\$142,120	\$132,169
<b>Proprietary</b>				
Water	\$1,109,759	\$788,214	\$652,237	\$657,039
Sewer	\$201,269	\$170,083	\$185,226	\$206,557

**Notes:** Revenues exclude interfund infrastructure contributions and interfund transfers.

Expenditures include operations, capital and debt service.

Expenditures exclude interfund transfers.

Special Revenue Funds are MFT, Audit, Liability Insurance, SSA #1, and SSA #2

Non-Major Debt Service Funds are SSA 4-7-8-9-10-11-12-13-14-15-16\*

\* Classification Changes from fiscal year to fiscal year

#### IV. NORMAL IMPACTS

There are eight normal (basic) impacts affecting the comparability of the Statement of Net Assets summary presentation. They are as follows:

- **Economic Conditions** – the declining, stable or growing economic environment has a substantial impact on state income and sales tax revenues, as well as public spending habits for building permits, elective user fees, and volumes of consumption.
- **Net Results of Activities** – this will affect (increase/decrease) current assets and unrestricted net assets.

- **Borrowing for Capital** – this will increase current assets and long-term debt.
- **Spending Borrowed Proceeds on New Capital** - this will reduce current assets and increase capital assets. There is a second impact, an increase in invested capital assets and an increase in related net debt, which will not change the invested in capital assets, net of debt.
- **Spending of Non-borrowed Current Assets on New Capital** – this will (a) reduce current assets and increase capital assets and (b) will reduce unrestricted net assets and increase invested in capital assets, net of debt.
- **Principal Payment on Debt** – this will (a) reduce current assets and reduce long-term debt and (b) reduce unrestricted net assets and increase invested in capital assets, net of debt.
- **Reduction of Capital Assets through Depreciation** – this will reduce capital assets and invested in capital assets, net of debt.
- **Increase/Decrease in Village Rates/Fee Schedules** – while certain tax rates are set by statute, the Village Board has the authority to impose and periodically increase/decrease rates (property taxes, telecommunications tax, water/sewer fees, building fees, utility taxes, etc).

## V. CURRENT YEAR IMPACTS

### A. Governmental Activities

#### 1. Revenue

Intergovernmental revenues were \$1,463,796, representing 31.1% of total governmental activity revenue. Most of the \$161 thousand increase over fiscal 2009 resulted from increased sales taxes and Road & Bridge Fund grants. Sales tax, \$961,393, accounts for 65.7% of Intergovernmental revenues, up from \$876,077, or 67.7% of Intergovernmental revenues in the preceding period. Property taxes, totaling \$2,305,190, are for TIF Debt Service (\$1,336,280), nonmajor governmental funds (including SSA infrastructure repayments) (\$277,520) and General, Police, and Road & Bridge Fund operations (\$691,390).

Bannockburn's Equalized Assessed Valuation has increased from \$103,796,394 in 2000 to \$188,342,777 in 2009 (an 81.5% increase). Overall the tax rate has decreased from 0.414 in 2000 to 0.389 in 2009 (exclusive of SSAs). The real dollars in property taxes have therefore increased from \$429,471 in 2000 to a projected tax collection for the 2009 levy extension of \$732,653. (Taxes levied are collected in the subsequent year.) Property Taxes contribute approximately 14% of the General Fund and 76% of the Police Fund revenues.

The Telecommunications Tax rate has remained at 4% since January 2003, generating funds to provide for retirement related expenditures. Permit Fees, based upon construction value, were increased with the Village's 2005 policy revisions to cover administrative and contractual costs associated with permits. Annual permit revenue fluctuates with construction activity.

Planned use of fund balances, reducing the amount available to invest and the historically low investment rates resulted in a decrease of \$204 thousand in investment income, or 75%, from the prior year for the General Fund. Part of the overall General Fund investment income is from long-term advances to myriad Special Service Areas. Two of the Special Service Areas concluded in fiscal 2010, and six others will conclude in fiscal 2012.

**2. Expenditures**

The General Fund continues to provide operating transfers or subsidies to the Police Fund, Road and Bridge Fund, and Audit Fund, representing significant disbursements. The General Fund has also been the source for long-term advances to Special Service Areas, most recently for SSA #16. The General Fund advanced funds to the Sanitary Sewer Fund in fiscal 2009 and 2010 with repayment of these advances to occur over several years through planned increases in user fees.

**B. Business-Type Activities**

**1. Revenue**

Operating revenues, including programmed rate increases, are intended to cover all operating costs, debt repayments, and to establish reserves for upcoming significant infrastructure replacements in the Water and Sewer Funds. With an usually high consumption spike in fiscal 2006, there was a 5.9% decrease in operating revenues in fiscal 2007. Fiscal 2008 reported a 12.9% operating revenue increase over fiscal 2007. Fiscal 2009 reflects a 7.8% operating revenue increase over fiscal 2008, and fiscal 2010 reflects a 3.7% over fiscal 2009. It is anticipated that programmed rate increases will continue for water and sanitary sewer users. Contributions from the Tax Increment Financing District (water reservoir construction project fixed assets) and the acceptance of developer installed water and sanitary sewer mains are recorded as contributions in the Water and Sanitary Sewer Funds, respectively. The most recent tap-in connection fees were in fiscal 2009 for the Sewer Fund and in fiscal 2008 for the Water Fund.

**2. Expenses**

Capital Asset purchases are excluded from Operating Expenses. Through the utilization of water storage in the 800,000 gallon reservoir, water purchase costs decreased in fiscal 2008 and in fiscal 2009, with a 1.2% increase in fiscal 2010. Interest on the structured 20-year Water Fund bonds and increased depreciation expenses correlate to the recently completed capital projects and contributions. Sewer Operating Expenses increased 36.8% from fiscal 2007 to fiscal 2008 and 26.5% from fiscal 2008 to fiscal 2009, with a 23.2% reduction from fiscal 2009 to fiscal 2010.

## VI. FINANCIAL ANALYSIS OF THE VILLAGE'S FUNDS

### A. Governmental Funds

At April 30, 2010, the governmental funds reported a combined fund balance of \$7.8 million, compared to a \$10.1 million and \$10.5 million balance on April 30, 2009 and 2008, respectfully. Of the combined fund balance, \$7.0 million are in cash & cash equivalents and investments in the General Fund as of April 30, 2010, compared to \$8.3 million and \$9.3 million on April 30, 2009 and 2008, respectfully.

### B. Major Governmental Funds

The General Fund is the Village's primary operating fund. The overall fund balance of the General Fund exceeded \$7.9 million. The General Fund cash and investment balances substantially exceed the Reserve Policy target of twelve months of anticipated operating expenditures.

Revenues exceeded budget in some areas. Road & Bridge grants were \$39,000 above budget. TIF Debt Service Fund property tax exceeded budget and increased \$43,832 over fiscal 2009. Subsidies were below budget, primarily from the timing of Capital Projects (State Route 22 and storm sewer) in the Road & Bridge Fund, deferral of a squad purchase in the Police Fund, and multiple line items within the Road & Bridge and Police Funds. As anticipated, construction of the Village's Rt 22 liftstation and forcemain (Sanitary Sewer Fund) was partially funded from General Fund advances.

### C. Nonmajor Governmental Funds

The Village has historically utilized Special Service Area (SSA) financing to provide specific infrastructure to a finite geographic area, utilizing a predefined debt repayment schedule. Nonmajor SSA funds are reported under Capital Projects Funds during construction and reported under Debt Service Funds during the prescribed repayment periods. Following the fulfillment of debt obligations, SSA activity is reported under Special Revenue Funds. At this time, remaining nonmajor Village funds are reported under Special Revenue Funds.

#### 1. Nonmajor Special Revenue Funds

Motor Fuel Tax Funds were budgeted for unrealized projects. Special Service Areas No. 1 and No. 2 levies will reestablish fund balances for future sanitary sewer expenditures.

#### 2. Nonmajor Debt Service Funds

The Nonmajor Debt Service Funds continue the scheduled repayment of General Fund prior period advances and bonds. Special Service Areas No. 11 and No. 12 repayments concluded in fiscal 2010. Issuance information and remaining obligations are provided in the Long-Term Debt footnote.

**D. Capital Assets**

The Village's investment in capital assets, net of accumulated depreciation, for governmental activities at April 30, 2010 was \$7.5 million, compared to \$6.5 million and \$5.1 million at April 30, 2009 and 2008, respectfully. The Village's investment in capital assets, net of accumulated depreciation, for Business-Type activities at April 30, 2010 was \$11.3 million, compared to \$10.5 million and \$9.4 million at April 30, 2009 and 2008, respectfully. The Governmental Activities increase is primarily from land, rain gardens, storm sewers, road, and pathway improvements. The Business-Type Activities increase is from the completion of the Rt 22 liftstation and Telegraph Road forcemain and Stirling-Valley-Telegraph Road watermain and a new utility billing system.

**E. Long-Term Debt**

At the end of the fiscal year, the Village's debt limitation was unencumbered. As a home rule government, under Illinois law, the Village no longer has a legal debt limit of 8.625% of the Village's Equalized Assessed Valuation. The Village's EAV for 2009 was \$188,342,777. Debt which pledges an alternate revenue source is not subject to the debt limitation calculation. Therefore, none of the Village's existing debt is subject to the debt limitation. The 2003 ARS Bond for \$940,000 constitutes a limited obligation of the Village, as it is payable solely from a levy of direct annual tax on taxable property located within Special Service Area No. 15. These bonds are further secured by a limited pledge of certain available sales tax revenues as set forth in the Bond Ordinance. The Village's obligation for Tax Increment Allocation Revenue Bonds, Series 1990A and Series 2006B, limited to the amount of available incremental taxes, has been fulfilled. The Village issued General Obligation bonds for water infrastructure projects for \$2.5 million in fiscal 2007. The intent is that the 20-year financial obligation be funded by Water Fund monies, with advances from the General Fund should such a need arise.

Funded through the Illinois Environmental Protection Agency, the Village was awarded grants and loans for water and sanitary sewer capital projects. The award is comprised of 25% ARRA grant, 25% ARRA loan, and 50% IEPA loan. At project completion, the Water Fund will have \$972,633 in loans and the Sewer Fund will have \$80,050 in loans, payable at zero percent over 20-years. Early in fiscal 2011, the Village issued \$3 million in Recovery Zone Bonds for roadway capital projects.

**F. Economic Factors**

The Village of Bannockburn is located in West Deerfield Township in Lake County, encompassing 1,318 acres located approximately 30 miles north of Chicago, and 4 miles west of Lake Michigan. The Village's principal retail location is located at the intersection of State Routes 22 and 43. Commercial developments are located along State Route 43, State Route 22, and Lakeside Drive. Most residential lots are 2- or 4-acres, with 90+% of the residential area developed. The property tax revenues derived from the current housing stock is stable. The Village has experienced an increase in residential housing equalized assessed valuation due to the construction of new single family residences, additions, and tear downs. The commercial sector is stable as well, strongly based on the purchase of food and other necessary household items. Property tax revenues for general, police, roads & bridge, insurance, and audit funds represent an approximately 50/50 split from residential and commercial sources.

Bannockburn's TIF, established in 1986, is located along South Lakeside Drive and Half Day Road. With TIF bonds issued early in fiscal 2007, construction of a water reservoir was completed early in fiscal 2008 and associated infrastructure is scheduled before the conclusion of the TIF in 2009. Due to the utilization of a TIF District, the commercial sector base along Lakeside Drive has developed over several years with the construction of office buildings and a hotel. The TIF concluded in fiscal 2010.

Recognizing that historically over one-third of General Fund revenues come from State sales taxes, the Village's Operating Reserve targets one full-year of operating budget as the reserve level. Additional reserves are available for significant upcoming capital projects. These projects include the upcoming landscaped/irrigated median and pathway to accompany the widening of Illinois State Route 22, and were utilized for the recently completed State Route 43 widening and pathway and the State Route 22 sanitary liftstation and forcemain.

Public (State of Illinois infrastructure improvements on State Route 22) and Private (significant Retail Center capital improvements) activities negatively affected sales tax generating activity in the Village's primary retail center in fiscal 2007. The completion of the private project, plus the addition of a national chain restaurant, is yielding increased activity at the retail center. The Village's widening of Rt 43 south of Rt 22 was a short-term project that did not adversely impact sales tax. The overall economic downturn in 2008 has slowed commercial and residential construction activity. Combining the departure of a large sales tax generator, negligible returns on investments, and reduced overall economic activity, some revenues were below budget for fiscal 2009 and fiscal 2010. Utilizing strong reserves, implementing a ½ percent increase in sales tax effective July 1, 2009, and continuing conservative budgeting, there are no plans to curtail operations or capital projects in fiscal 2011.

While certain tax rates are set by statute, the Village Board has the authority to impose periodic increases/decreases on certain rates (water/sewer, building fees, utility tax rates, etc.). As a home rule community, non-referendum bonding and property tax levies in excess of the tax cap are some of the financial tools available to, but presently unused by, the Village of Bannockburn.

Market conditions may cause fluctuations in investment income, varying with the long-term vs. short-term investment strategy utilized by the Village. While fluctuations in investment income have historically been less severe for the Village as investment income derived from Special Service Areas is at fixed interest rates for the life of the advances, this revenue source remains diminished.

Infrastructure replacements are typically anticipated well in advance, and mirror historic periods of community growth. Proceeding periods of infrastructure replacements, communities often experience increased maintenance and operational expenses. Additions to the Village's water and sanitary sewer systems, via established Special Service Areas, have increased the capital assets and service base, resulting in both expected increased operational costs and operating revenues.

Debt Service is utilized prudently, and sparingly, by the Village's elected officials. With the 2006 bond issuances for Water and TIF projects, the 2009 IEPA and ARRA loans for Water and Sanitary Sewer projects, and 2010 Recovery Zone Bonds for Roadway capital, the Village benefitted from low borrowing rates, strong fund balances, and dependable revenues.

**Contacting the Village's Financial Management Personnel**

This financial report is designed to provide a general overview of the Village's finances, comply with finance-related laws and regulations, and demonstrate the Village's commitment to public accountability. If you have questions about this report or would like to request additional information, contact the Village's Finance Director, 2275 Telegraph Road, Bannockburn, IL 60015.

VILLAGE OF BANNOCKBURN, ILLINOIS

STATEMENT OF NET ASSETS

April 30, 2010

	Primary Government		
	Governmental Activities	Business-Type Activities	Total
<b>ASSETS</b>			
Cash and Cash Equivalents	\$ 1,386,609	\$ 202,475	\$ 1,589,084
Investments	6,144,164	-	6,144,164
Receivables (Net, Where Applicable, of Allowances for Uncollectibles)			
Property Taxes	971,647	-	971,647
Accounts	19,869	283,740	303,609
Accrued Interest	780	55	835
Other	84,042	21,000	105,042
Due from Other Governments	378,895	946,208	1,325,103
Due to/from Other Funds	285,208	(285,208)	-
Long-Term Receivables	206,992	-	206,992
Deferred Bond Issuance Costs	-	33,466	33,466
Capital Assets not Being Depreciated	3,179,639	-	3,179,639
Capital Assets Being Depreciated	4,409,982	11,306,488	15,716,470
<b>Total Assets</b>	<b>17,067,827</b>	<b>12,508,224</b>	<b>29,576,051</b>
<b>LIABILITIES</b>			
Accounts Payable	244,648	381,727	626,375
Accrued Interest Payable	8,823	29,036	37,859
Unearned Property Tax Revenue	971,647	-	971,647
Other Unearned Revenue	226,055	21,000	247,055
Escrow Deposits Payable	167,590	-	167,590
Noncurrent Liabilities			
Due Within One Year	78,500	125,156	203,656
Due in More Than One Year	769,101	2,700,243	3,469,344
<b>Total Liabilities</b>	<b>2,466,364</b>	<b>3,257,162</b>	<b>5,723,526</b>
<b>NET ASSETS</b>			
Invested in Capital Assets, Net of Related Debt Restricted for	6,984,621	8,481,089	15,465,710
Maintenance of Roadways	443,487	-	443,487
Liability Insurance	9,304	-	9,304
Special Projects	10,683	-	10,683
Debt Service	488,075	-	488,075
Unrestricted	6,665,293	769,973	7,435,266
<b>TOTAL NET ASSETS</b>	<b>\$ 14,601,463</b>	<b>\$ 9,251,062</b>	<b>\$ 23,852,525</b>

See accompanying notes to financial statements.



VILLAGE OF BANNOCKBURN, ILLINOIS

STATEMENT OF ACTIVITIES

For the Year Ended April 30, 2010

FUNCTIONS/PROGRAMS	Expenses	Program Revenues		
		Charges for Services	Operating Grants and Contributions	Capital Grants and Contributions
<b>PRIMARY GOVERNMENT</b>				
Governmental Activities				
General Government	\$ 1,438,259	\$ 143,690	\$ -	\$ -
Public Safety	1,124,800	89,519	7,384	-
Road and Bridge	859,616	10,000	117,887	52,756
Interest and Fiscal Charges	860,620	-	-	-
Total Governmental Activities	4,283,295	243,209	125,271	52,756
Business-Type Activities				
Water	652,237	784,516	-	324,211
Sewer	185,226	174,580	-	26,684
Total Business-Type Activities	837,463	959,096	-	350,895
<b>TOTAL PRIMARY GOVERNMENT</b>	<b>\$ 5,120,758</b>	<b>\$ 1,202,305</b>	<b>\$ 125,271</b>	<b>\$ 403,651</b>

	Net (Expense) Revenue and Change in Net Assets		
	Primary Government		
	Governmental Activities	Business-Type Activities	Total
	\$ (1,294,569)	\$ -	\$ (1,294,569)
	(1,027,897)	-	(1,027,897)
	(678,973)	-	(678,973)
	(860,620)	-	(860,620)
	(3,862,059)	-	(3,862,059)
	-	456,490	456,490
	-	16,038	16,038
	-	472,528	472,528
	(3,862,059)	472,528	(3,389,531)
General Revenues			
Taxes			
Property	2,238,407	-	2,238,407
Sales	961,393	-	961,393
Use	17,054	-	17,054
Telecommunications	176,948	-	176,948
Income	125,784	-	125,784
Hotel/Motel	70,828	-	70,828
Investment Income	62,655	1,037	63,692
Miscellaneous	618,581	-	618,581
Special item	2,113,396	-	2,113,396
Total	6,385,046	1,037	6,386,083
CHANGE IN NET ASSETS	2,522,987	473,565	2,996,552
NET ASSETS, MAY 1	12,078,476	8,777,497	20,855,973
NET ASSETS, APRIL 30	\$ 14,601,463	\$ 9,251,062	\$ 23,852,525

See accompanying notes to financial statements.

VILLAGE OF BANNOCKBURN, ILLINOIS

BALANCE SHEET  
GOVERNMENTAL FUNDS

April 30, 2010

	General	Police	Road and Bridge	Special Service Area #16	TIF Debt Service	Nonmajor Governmental	Total Governmental
<b>ASSETS</b>							
Cash and Cash Equivalents	\$ 1,083,503	\$ 6,149	\$ -	\$ -	\$ -	\$ 296,957	\$ 1,386,609
Investments	5,969,164	-	-	-	-	175,000	6,144,164
Receivables (Net, Where Applicable, of Allowances For Uncollectibles)							
Property Taxes	242,962	378,569	56,503	37,178	-	256,435	971,647
Accounts	19,869	-	-	-	-	-	19,869
Accrued Interest	625	2	-	-	-	153	780
Other	30,759	25,342	-	-	-	27,941	84,042
Due from Other Governments	317,471	8,324	50,000	-	-	3,100	378,895
Due from Other Funds	496,423	832	1,380	-	-	28,128	526,763
Long-Term Receivable	206,992	-	-	-	-	-	206,992
Advance to Other Funds	521,706	-	-	-	-	-	521,706
<b>TOTAL ASSETS</b>	<b>\$ 8,889,474</b>	<b>\$ 419,218</b>	<b>\$ 107,883</b>	<b>\$ 37,178</b>	<b>\$ -</b>	<b>\$ 787,714</b>	<b>\$ 10,241,467</b>

	General	Police	Road and Bridge	Special Service Area #16	TIF Debt Service	Nonmajor Governmental	Total Governmental
<b>LIABILITIES AND FUND BALANCES</b>							
<b>LIABILITIES</b>							
Accounts Payable	\$ 90,256	\$ 5,823	\$ 54,485	\$ -	\$ -	\$ 31,550	\$ 182,114
Retainage Payable	-	-	62,534	-	-	-	62,534
Unearned Property Taxes	242,962	378,569	56,503	37,178	-	256,435	971,647
Other Unearned Revenue	237,751	25,342	-	-	-	27,941	291,034
Deposits Payable	167,590	-	-	-	-	-	167,590
Due to Other Funds	230,511	-	-	8,418	-	2,626	241,555
Advance from Other Funds	-	-	-	307,897	-	213,809	521,706
<b>Total Liabilities</b>	<b>969,070</b>	<b>409,734</b>	<b>173,522</b>	<b>353,493</b>	<b>-</b>	<b>532,361</b>	<b>2,438,180</b>
<b>FUND BALANCES</b>							
Reserved for Long-Term Receivables	206,992	-	-	-	-	-	206,992
Reserved for Advances	521,706	-	-	-	-	-	521,706
Reserved for Maintenance of Roadways	-	-	-	-	-	443,487	443,487
Reserved for Liability Insurance	-	-	-	-	-	9,304	9,304
Reserved for Special Projects	-	-	-	-	-	10,683	10,683
Reserved for Debt Service	-	-	-	-	-	9,706	9,706
Unreserved							
Undesignated - General Fund	7,191,706	-	-	-	-	-	7,191,706
Undesignated (Deficit) - Special Revenue Funds	-	9,484	(65,639)	(316,315)	-	(1,500)	(373,970)
Undesignated (Deficit) - Debt Service Funds	-	-	-	-	-	(216,327)	(216,327)
<b>Total Fund Balances (Deficit)</b>	<b>7,920,404</b>	<b>9,484</b>	<b>(65,639)</b>	<b>(316,315)</b>	<b>-</b>	<b>255,353</b>	<b>7,803,287</b>
<b>TOTAL LIABILITIES AND FUND BALANCES</b>	<b>\$ 8,889,474</b>	<b>\$ 419,218</b>	<b>\$ 107,883</b>	<b>\$ 37,178</b>	<b>\$ -</b>	<b>\$ 787,714</b>	<b>\$ 10,241,467</b>

See accompanying notes to financial statements.

VILLAGE OF BANNOCKBURN, ILLINOIS

RECONCILIATION OF FUND BALANCES OF GOVERNMENTAL FUNDS TO THE  
GOVERNMENTAL ACTIVITIES IN THE STATEMENT OF NET ASSETS

April 30, 2010

---

FUND BALANCES OF GOVERNMENTAL FUNDS	\$ 7,803,287
Amounts reported for governmental activities in the statement of net assets are different because:	
Capital assets used in governmental activities are not financial resources and, therefore, are not reported in the governmental funds	7,589,621
Long-term liabilities, including bonds payable, are not due and payable in the current period and, therefore, are not reported in the governmental funds	(605,000)
Accrued interest on long-term liabilities is reported as a liability on the statement of net assets	(8,823)
Compensated absences is not due and payable in the current period and, therefore, is not reported in governmental funds	(135,075)
Net other postemployment benefit obligations is not due and payable in the current period and, therefore, not reported in the governmental funds	(107,526)
Certain revenues that are deferred in the governmental funds are recognized as revenue in the governmental activities	<u>64,979</u>
NET ASSETS OF GOVERNMENTAL ACTIVITIES	<u>\$ 14,601,463</u>

See accompanying notes to financial statements.

VILLAGE OF BANNOCKBURN, ILLINOIS

STATEMENT OF REVENUES, EXPENDITURES,  
AND CHANGES IN FUND BALANCES  
GOVERNMENTAL FUNDS

For the Year Ended April 30, 2010

	General	Police	Road and Bridge	Special Service Area #16	TIF Debt Service	Nonmajor Governmental	Total Governmental
<b>REVENUES</b>							
Taxes	\$ 281,481	\$ 323,564	\$ 49,163	\$ 37,182	\$ 1,336,280	\$ 277,520	\$ 2,305,190
Intergovernmental	1,340,637	7,034	80,061	-	-	36,064	1,463,796
Licenses and Permits	122,353	-	-	-	-	-	122,353
Franchise Fees	11,838	-	-	-	-	-	11,838
Charges for Services	10,679	-	10,000	-	-	-	20,679
Fines and Forfeitures	-	97,259	-	-	-	-	97,259
Investment Income	66,944	32	-	-	3	2,297	69,276
Miscellaneous	112,461	350	496,307	-	-	-	609,118
<b>Total Revenues</b>	<b>1,946,393</b>	<b>428,239</b>	<b>635,531</b>	<b>37,182</b>	<b>1,336,283</b>	<b>315,881</b>	<b>4,699,509</b>
<b>EXPENDITURES</b>							
Current							
General Government	1,041,439	-	-	-	-	248,412	1,289,851
Public Safety	147,525	962,553	-	-	-	-	1,110,078
Road and Bridge	812	-	128,384	-	-	-	129,196
Capital Outlay	-	-	1,342,822	8,033	400,000	64,098	1,814,953
Debt Service							
Principal	-	-	-	-	1,913,801	65,000	1,978,801
Interest and Fiscal Charges	-	-	-	16,476	685,331	43,729	745,536
<b>Total Expenditures</b>	<b>1,189,776</b>	<b>962,553</b>	<b>1,471,206</b>	<b>24,509</b>	<b>2,999,132</b>	<b>421,239</b>	<b>7,068,415</b>
<b>EXCESS (DEFICIENCY) OF REVENUES OVER EXPENDITURES</b>	<b>756,617</b>	<b>(534,314)</b>	<b>(835,675)</b>	<b>12,673</b>	<b>(1,662,849)</b>	<b>(105,358)</b>	<b>(2,368,906)</b>

	General	Police	Road and Bridge	Special Service Area #16	TIF Debt Service	Nonmajor Governmental	Total Governmental
OTHER FINANCING SOURCES (USES)							
Transfers In	\$ -	\$ 556,000	\$ 953,966	\$ -	\$ -	\$ 6,541	\$ 1,516,507
Transfers (Out)	(1,515,350)	-	-	-	-	(1,157)	(1,516,507)
Total Other Financing Sources (Uses)	(1,515,350)	556,000	953,966	-	-	5,384	-
NET CHANGE IN FUND BALANCES	(758,733)	21,686	118,291	12,673	(1,662,849)	(99,974)	(2,368,906)
FUND BALANCES (DEFICIT), MAY 1	8,679,137	(12,202)	(183,930)	(328,988)	1,662,849	355,327	10,172,193
FUND BALANCES (DEFICIT), APRIL 30	\$ 7,920,404	\$ 9,484	\$ (65,639)	\$ (316,315)	\$ -	\$ 255,353	\$ 7,803,287

See accompanying notes to financial statements.

VILLAGE OF BANNOCKBURN, ILLINOIS

RECONCILIATION OF THE GOVERNMENTAL FUNDS STATEMENT OF REVENUES,  
EXPENDITURES, AND CHANGES IN FUND BALANCES TO THE  
GOVERNMENTAL ACTIVITIES IN THE STATEMENT OF ACTIVITIES

For the Year Ended April 30, 2010

---

NET CHANGE IN FUND BALANCES - TOTAL GOVERNMENTAL FUNDS	\$ (2,368,906)
Amounts reported for governmental activities in the statement of activities are different because:	
Governmental funds report capital outlay as expenditures; however, they are capitalized and depreciated in the statement of activities - purchased	1,204,421
Some expenses in the statement of activities (e.g., depreciation) do not require the use of current financial resources and, therefore, are not reported as expenditures	(178,757)
The gain/loss on disposal of capital assets is reported on the statement of activities as a reduction/increase of expense	(6,542)
The repayment of long-term debt is reported as an expenditure when due in governmental funds but as a reduction of principal outstanding in the statement of activities	1,978,801
The write-off of long-term debt is reported as an expense in the statement of activities	2,113,396
Some expenses in the statement of activities do not require the use of current financial resources and, therefore, are not reported as expenditures in governmental funds - interest accretion on capital appreciation bonds	(183,938)
The change in the accrual of interest on long-term debt is reported as an expense on the statement of activities	90,160
Governmental funds report the effect of issuance costs, premiums, discounts, and similar items when debt is first issued, whereas these amounts are deferred and amortized in the statement of activities	(21,306)
The change in compensated absences payable is shown as an expense on the statement of activities	9,807
The change in net other postemployment benefits are reported only in the statement of activities	(107,526)
Certain revenues that are deferred in the governmental funds (e.g., IRMA) are recognized as revenue in the governmental activities	<u>(6,623)</u>
CHANGES IN NET ASSETS OF GOVERNMENTAL ACTIVITIES	<u><u>\$ 2,522,987</u></u>

See accompanying notes to financial statements.



VILLAGE OF BANNOCKBURN, ILLINOIS

STATEMENT OF NET ASSETS  
 PROPRIETARY FUNDS

April 30, 2010

	Water	Sewer	Total
<b>CURRENT ASSETS</b>			
Cash and Cash Equivalents	\$ 199,170	\$ 3,305	\$ 202,475
Accounts Receivable	232,603	51,137	283,740
Other Receivables	-	21,000	21,000
Accrued Interest	55	-	55
Due from Other Governments	847,909	98,299	946,208
Due from Other Funds	200,171	-	200,171
Deferred Issuance Costs	33,466	-	33,466
<b>Total Current Assets</b>	<b>1,513,374</b>	<b>173,741</b>	<b>1,687,115</b>
<b>CAPITAL ASSETS</b>			
Capital Assets Being Depreciated	8,641,792	4,640,158	13,281,950
Accumulated Depreciation	(1,148,878)	(826,584)	(1,975,462)
<b>Net Capital Assets</b>	<b>7,492,914</b>	<b>3,813,574</b>	<b>11,306,488</b>
<b>Total Assets</b>	<b>9,006,288</b>	<b>3,987,315</b>	<b>12,993,603</b>
<b>CURRENT LIABILITIES</b>			
Accounts Payable	277,794	19,730	297,524
Retainage Payable	79,203	5,000	84,203
Due to Other Funds	-	485,379	485,379
Accrued Interest Payable	29,036	-	29,036
Loans Payable	21,825	3,331	25,156
Bonds Payable	100,000	-	100,000
Unearned Revenue	-	21,000	21,000
<b>Total Current Liabilities</b>	<b>507,858</b>	<b>534,440</b>	<b>1,042,298</b>
<b>NONCURRENT LIABILITIES</b>			
Loans Payable	501,872	68,284	570,156
Bonds Payable	2,145,000	-	2,145,000
Unamortized Discount on Bonds	(14,913)	-	(14,913)
<b>Total Noncurrent Liabilities</b>	<b>2,631,959</b>	<b>68,284</b>	<b>2,700,243</b>
<b>Total Liabilities</b>	<b>3,139,817</b>	<b>602,724</b>	<b>3,742,541</b>
<b>NET ASSETS</b>			
Invested in Capital Assets, Net of Related Debt	4,739,130	3,741,959	8,481,089
Unrestricted	1,127,341	(357,368)	769,973
<b>TOTAL NET ASSETS</b>	<b>\$ 5,866,471</b>	<b>\$ 3,384,591</b>	<b>\$ 9,251,062</b>

See accompanying notes to financial statements.

VILLAGE OF BANNOCKBURN, ILLINOIS

STATEMENT OF REVENUES, EXPENSES, AND  
CHANGES IN FUND NET ASSETS  
PROPRIETARY FUNDS

For the Year Ended April 30, 2010

	Water	Sewer	Total
<b>OPERATING REVENUES</b>			
Charges for Services	\$ 784,516	\$ 174,580	\$ 959,096
Total Operating Revenues	784,516	174,580	959,096
<b>OPERATING EXPENSES</b>			
Cost of Operations	353,469	122,083	475,552
Depreciation	207,354	63,143	270,497
Total Operating Expenses	560,823	185,226	746,049
OPERATING INCOME (LOSS)	223,693	(10,646)	213,047
<b>NONOPERATING REVENUES (EXPENSES)</b>			
Investment Income	1,032	5	1,037
IEPA Grant	324,211	26,684	350,895
Interest Expense	(91,414)	-	(91,414)
Total Nonoperating Revenues (Expenses)	233,829	26,689	260,518
CHANGE IN NET ASSETS	457,522	16,043	473,565
NET ASSETS, MAY 1	5,408,949	3,368,548	8,777,497
NET ASSETS, APRIL 30	\$ 5,866,471	\$ 3,384,591	\$ 9,251,062

See accompanying notes to financial statements.

VILLAGE OF BANNOCKBURN, ILLINOIS

STATEMENT OF CASH FLOWS  
 PROPRIETARY FUNDS

For the Year Ended April 30, 2010

	Water	Sewer	Total
<b>CASH FLOWS FROM OPERATING ACTIVITIES</b>			
Receipts from Customers and Users	\$ 743,365	\$ 167,562	\$ 910,927
Payments to Suppliers	(22,039)	(315,422)	(337,461)
Net Cash from Operating Activities	721,326	(147,860)	573,466
<b>CASH FLOWS FROM NONCAPITAL AND RELATED FINANCING ACTIVITIES</b>			
Interfund Receivable	361,355	300,941	662,296
Net Cash from Noncapital and Related Financing Activities	361,355	300,941	662,296
<b>CASH FLOWS FROM CAPITAL AND RELATED FINANCING ACTIVITIES</b>			
Principal Paid	(95,000)	-	(95,000)
Interest Paid	(91,414)	-	(91,414)
Capital Assets Purchased	(889,667)	(149,781)	(1,039,448)
Net Cash from Capital and Related Financing Activities	(1,076,081)	(149,781)	(1,225,862)
<b>CASH FLOWS FROM INVESTING ACTIVITIES</b>			
Investment Income	1,118	5	1,123
<b>NET INCREASE IN CASH AND CASH EQUIVALENTS</b>	<b>7,718</b>	<b>3,305</b>	<b>11,023</b>
<b>CASH AND CASH EQUIVALENTS, MAY 1</b>	<b>191,452</b>	<b>-</b>	<b>191,452</b>
<b>CASH AND CASH EQUIVALENTS, APRIL 30</b>	<b>\$ 199,170</b>	<b>\$ 3,305</b>	<b>\$ 202,475</b>
<b>RECONCILIATION OF OPERATING INCOME (LOSS) TO NET CASH FLOWS FROM OPERATING ACTIVITIES</b>			
Operating Income (Loss)	\$ 223,693	\$ (10,646)	\$ 213,047
Adjustments to Reconcile Operating Income (Loss) to Net Cash from Operating Activities			
Depreciation	207,354	63,143	270,497
Changes in Operating Assets and Liabilities			
Accounts Receivable	(41,151)	(7,018)	(48,169)
Accounts Payable	252,227	(198,339)	53,888
Retainage Payable	79,203	5,000	84,203
<b>NET CASH FROM OPERATING ACTIVITIES</b>	<b>\$ 721,326</b>	<b>\$ (147,860)</b>	<b>\$ 573,466</b>

See accompanying notes to financial statements.

VILLAGE OF BANNOCKBURN, ILLINOIS

NOTES TO FINANCIAL STATEMENTS

April 30, 2010

---

1. SUMMARY OF SIGNIFICANT ACCOUNTING POLICIES

The financial statements of the Village of Bannockburn, Illinois (the Village) have been prepared in conformity with accounting principles generally accepted in the United States of America, as applied to government units (hereinafter referred to as generally accepted accounting principles (GAAP)). The Governmental Accounting Standards Board (GASB) is the accepted standard-setting body for establishing governmental accounting and financial reporting principles. The more significant of the Village's accounting policies are described below.

a. Reporting Entity

The Village is governed by a Board of Trustees consisting of an elected President and six Trustees. As required by generally accepted accounting principles, these financial statements present the Village (the primary government). Management has determined that there are no component units that are required to be included in the financial statements of the Village.

b. Fund Accounting

The Village uses funds to report on its financial position and the changes in its financial position. Fund accounting is designed to demonstrate legal compliance and to aid financial management by segregating transactions related to certain government functions or activities.

A fund is a separate accounting entity with a self-balancing set of accounts. The minimum number of funds is maintained consistent with legal and managerial requirements.

Funds are classified into the following categories: governmental and proprietary.

Governmental funds are used to account for all or most of the Village's general activities, including the collection and disbursement of earmarked monies (special revenue funds), and the acquisition or construction of capital assets (capital projects funds), and the servicing of general long-term debt (debt service funds). The general fund is used to account for all activities of the general government not accounted for in some other fund.

1. SUMMARY OF SIGNIFICANT ACCOUNTING POLICIES (Continued)

b. Fund Accounting (Continued)

Proprietary funds are used to account for activities similar to those found in the private sector, where the determination of net income is necessary or useful to sound financial administration. Goods or services from such activities are provided to outside parties (enterprise funds). Pursuant to GASB Statement No. 20, *Accounting and Financial Reporting for Proprietary Funds and Other Governmental Entities That Use Proprietary Fund Accounting*, the Village has chosen to apply all GASB pronouncements as well as those FASB pronouncements issued on or before November 30, 1989 to account for its proprietary funds.

c. Governmental-Wide and Fund Financial Statements

The government-wide financial statements (i.e., the statement of net assets and the statement of activities) report information on all of the nonfiduciary activities of the Village. The effect of material interfund activity has been eliminated from these statements. Governmental activities, which normally are supported by taxes and intergovernmental revenues, are reported separately from business-type activities, which rely to a significant extent on fees and charges for support.

The statement of activities demonstrates the degree to which the direct expenses of a given function, segment, or program are offset by program revenues. Direct expenses are those that are clearly identifiable with a specific function or segment. Program revenues include (1) charges to customers or applicants who purchase, use, or directly benefit from goods, services, or privileges provided by a given function or segment and (2) grants and standard revenues that are restricted to meeting the operational or capital requirements of a particular function or segment. Taxes and other items not properly included among program revenues are reported instead as general revenues.

Separate financial statements are provided for governmental funds, proprietary funds, and fiduciary funds, even though the latter are excluded from the government-wide financial statements. Major individual governmental funds and major individual enterprise funds are reported as separate columns in the fund financial statements.

The Village reports the following major governmental funds:

The General Fund is the Village's primary operating fund. It accounts for all financial resources of the general government, except those required to be accounted for in another fund.

The Police Fund accounts for revenues and expenditures related to the Village's police department.

1. SUMMARY OF SIGNIFICANT ACCOUNTING POLICIES (Continued)

c. Governmental-Wide and Fund Financial Statements (Continued)

The Road and Bridge Fund accounts for revenues and expenditures related to the Village's operations and maintenance costs for the road and bridge system.

The TIF Debt Service Fund accounts for revenues and expenditures related to the tax increment finance district and the repayment of principal and interest on the Series 1990A and Series 2006B bond issuances.

The Water Reservoir Project Fund accounts for the revenues and expenditures related to the capital project of building a water reservoir.

The Village reports the following major business-type funds:

The Water Fund accounts for the provision of water to the residents of the Village. All activities necessary to provide such services are accounted for in this fund including administration, operations, maintenance, and billing and collection.

The Sewer Fund accounts for the provision of sewer services to the residents of the Village. All activities necessary to provide such services are accounted for in this fund including administration, operations, maintenance, and billing and collection.

d. Measurement Focus, Basis of Accounting, and Financial Statement Presentation

The government-wide financial statements are reported using the economic resources measurement focus and the accrual basis of accounting, as are the proprietary fund financial statements. Revenues and additions are recorded when earned and expenses and deductions are recorded when a liability is incurred. Property taxes are recognized as revenue in the year for which they are levied (i.e., intended to finance). Grants and similar items are recognized as revenue as soon as all eligibility requirements imposed by the provider have been met. Operating revenues/expenses include all revenues/expenses directly related to providing enterprise fund services. Incidental revenues/expenses are reported as nonoperating.

Governmental fund financial statements are reported using the current financial resources measurement focus and the modified accrual basis of accounting. Revenues are recognized as soon as they are both measurable and available. Revenues are considered to be available when they are collectible within the current period or soon enough thereafter to pay liabilities of the current period. The Village recognizes property taxes when they become both measurable and available and for the period intended to finance. Expenditures generally are recorded when a fund liability is incurred. Principal and interest on general long-term debt are recorded as expenditures become due.

1. SUMMARY OF SIGNIFICANT ACCOUNTING POLICIES (Continued)

d. Measurement Focus, Basis of Accounting, and Financial Statement Presentation  
(Continued)

Those revenues susceptible to accrual (within 60 days except sales tax which uses 90 days) are property taxes, franchise taxes, licenses, investment income, and charges for services. Sales and motor fuel taxes collected and due to the state at year end on behalf of the Village also are recognized as revenue. Permit revenues are not susceptible to accrual because generally they are not measurable until received in cash.

In applying the susceptible to accrual concept to intergovernmental revenues (i.e., federal and state grants), the legal and contractual requirements of the numerous individual programs are used as guidance. There are, however, essentially two types of these revenues. In one, monies must be expended on the specific purpose or project before any amounts will be paid to the Village; therefore, revenues are recognized based upon the expenditures recorded. In the other, monies are virtually unrestricted as to purpose of expenditure and are generally revocable only for failure to comply with prescribed eligibility requirements, such as equal employment opportunity. These resources are reflected as revenues at the time of receipt or earlier if they meet the availability criterion.

The Village reports unearned/deferred revenue on its financial statements. Unearned/deferred revenues arise when a potential revenue does not meet both the measurable and available or earned criteria for recognition in the current period. Unearned/deferred revenues also arise when resources are received by the Village before it has a legal claim to them or prior to the provision of services, as when grant monies are received prior to the incurrence of qualifying expenditures. In subsequent periods, when both revenue recognition criteria are met, or when the Village has a legal claim to the resources, the liability for unearned/deferred revenue is removed from the financial statements and revenue is recognized.

e. Cash and Cash Equivalents

Cash and cash equivalents are defined as cash on hand, in demand deposits, and highly liquid investments with a maturity of three months or less when purchased.

f. Investments

Investments with a maturity of one year or greater at the time of purchase are stated at fair value except for nonnegotiable certificates of deposit and repurchase agreements which are recorded at cost. Fair value has been based on quoted market prices at April 30 for debt and equity securities.

g. Prepaid Items/Expenses

Payments made to vendors for services that will benefit periods beyond the date of this report are recorded as prepaid items/expenses.

VILLAGE OF BANNOCKBURN, ILLINOIS  
 NOTES TO FINANCIAL STATEMENTS (Continued)

1. SUMMARY OF SIGNIFICANT ACCOUNTING POLICIES (Continued)

h. Capital Assets

Capital assets, which include property, plant, equipment and infrastructure assets (e.g., roads, bridges, storm sewers, and similar items), are reported in the applicable governmental or business-type activities columns in the government-wide financial statements. Capital assets are defined by the Village as assets with an initial, individual cost in excess of the following and an estimated useful life in excess of one year.

Asset Class	Capitalization Threshold
Land, Land Improvements, and Building	\$ 20,000
Vehicles, Machinery, and Equipment	5,000
Infrastructure	50,000

Such assets are recorded at historical cost or estimated historical cost if purchased or constructed. Donated capital assets are recorded at estimated fair market value at the date of donation. The Village has chosen, as is allowable under GAAP, to only report infrastructure on a prospective basis.

The costs of normal maintenance and repairs, including street overlays that do not add to the value of the asset or materially extend asset lives are not capitalized.

Major outlays for capital assets and improvements are capitalized as projects are constructed. Interest incurred during the construction phase of capital assets of business-type activities, if any, is included as part of the capitalized value of the assets constructed. Property, plant and equipment is depreciated using the straight-line method over the following estimated useful lives:

Assets	Years
Buildings and Improvements	50
Machinery and Equipment	5-10
Vehicles	5-7
Infrastructure	30-75
Land Improvements	10-20

i. Compensated Absences

Vested or accumulated vacation leave, holiday leave, and compensatory time off that is owed to retirees or terminated employees is reported as an expenditure and a fund liability of the governmental fund that will pay it in the fund financial statements. Vested or accumulated vacation leave, holiday leave, and compensatory time off of proprietary funds at both levels and governmental activities at the government-wide level is recorded as an expense and liability as the benefits accrue to employees.



1. SUMMARY OF SIGNIFICANT ACCOUNTING POLICIES (Continued)

i. Compensated Absences (Continued)

In accordance with the provisions of Governmental Accounting Standards Board Statement No.16, *Accounting for Compensated Absences*, no liability is recorded for nonvesting accumulating rights to receive sick pay benefits. However, a liability is recognized for that portion of accumulating sick leave benefits that it is estimated will be taken as “terminal leave” prior to retirement.

j. Interfund Receivables/Payables

Activity between funds that are representative of lending/borrowing arrangements outstanding at the end of the fiscal year are referred to as either “due to/from other funds” (i.e., the current portion of interfund loans) or “advances to/from other funds” (i.e., the noncurrent portion of interfund loans). All other outstanding balances between funds are reported as “due to/from other funds.”

Advances between funds, as reported in the fund financial statements, are offset by a fund balance reserve account in applicable governmental funds to indicate that they are not available for appropriation and are not expendable available financial resources.

k. Interfund Transactions

Interfund services transactions are accounted for as revenues, expenditures, or expenses. Transactions that constitute reimbursements to a fund for expenditures/expenses initially made from it that are properly applicable to another fund, are recorded as expenditures/expenses in the reimbursing fund and as reductions of expenditures/expenses in the fund that is reimbursed.

All other interfund transactions, except interfund services transactions and reimbursements, are reported as transfers.

l. Long-Term Obligations

In the government-wide financial statements, and proprietary funds in the fund financial statements, long-term debt and other long-term obligations are reported as liabilities in the applicable governmental activities, business-type activities or proprietary fund financial statements. Bond premiums and discounts, as well as issuance costs, are deferred and amortized over the life of the bonds. Bonds payable are reported net of the applicable bond premium or discount. Bond issuance costs are reported as deferred charges and amortized over the term of the related debt.

VILLAGE OF BANNOCKBURN, ILLINOIS  
 NOTES TO FINANCIAL STATEMENTS (Continued)

---

1. SUMMARY OF SIGNIFICANT ACCOUNTING POLICIES (Continued)

l. Long-Term Obligations (Continued)

In the fund financial statements, governmental funds recognize bond premiums and discounts, as well as bond issuance costs, during the current period. The face amount of debt issued is reported as other financing sources. Premiums received on debt issuances are reported as other financing sources while discounts on debt issuances are reported as other financing uses. Issuance costs, whether or not withheld from the actual debt proceeds received, are reported as expenditures.

m. Net Assets/Fund Equity

In the fund financial statements, governmental funds report reservations of fund balance for amounts that are not available for appropriation or are legally restricted by outside parties for use for a specific purpose. Designations of fund balance represent tentative management plans that are subject to change. In the government-wide financial statements, restricted net assets are legally restricted by outside parties for a specific purpose. No net assets restrictions were the result of enabling legislation adopted by the Village. Invested in capital assets, net of related debt is the book value of capital assets less any long-term debt outstanding that was issued to construct or acquired the capital assets.

2. DEFICIT FUND BALANCES

The following funds had a deficit in fund balance as of the date of this report:

Fund	Deficit Balances
Road and Bridge	\$ (65,639)
Audit	(1,499)
Special Service Area #7	(71,816)
Special Service Area #8	(9,890)
Special Service Area #9	(9,899)
Special Service Area #10	(60,014)
Special Service Area #13	(29,694)
Special Service Area #14	(35,014)
Special Service Area #16	(316,315)

VILLAGE OF BANNOCKBURN, ILLINOIS  
NOTES TO FINANCIAL STATEMENTS (Continued)

---

2. DEFICIT FUND BALANCES (Continued)

Special Service Area #7, 8, 9, 10, 13, 14, and 16 will have future tax proceeds to fund the deficits and repay General Fund advances. The deficit balances will remain until the last year levied taxes are collected for the special service area. If future tax collections are insufficient to fund the deficit balance, the deficit will be transferred to the appropriate enterprise fund. The Audit Fund and Road and Bridge Fund deficits will be funded with future revenues.

3. RECEIVABLES - TAXES

Property taxes for 2009 attach as an enforceable lien on January 1, 2009 on property values assessed as of the same date. Taxes are levied in December of the subsequent fiscal year (by passage of a Tax Levy Ordinance). Tax bills are prepared by the County and issued on or about May 1, 2010 and are payable in two installments, on June 1, 2010 and September 1, 2010. The County collects such taxes and remits them periodically.

The 2009 taxes are intended to finance the 2011 fiscal year and are not considered available for current operations and are, therefore, shown as unearned/deferred revenue. The 2010 tax levy has not been recorded as a receivable at April 30, 2010, as the tax attached as a lien on property as of January 1, 2010; however, the tax will not be levied until December 2010 and, accordingly, is not measurable at April 30, 2010.

4. DEPOSITS AND INVESTMENTS

The Village maintains a cash and investment pool that is available for use by all funds. Each fund's portion of this pool is displayed on the combined balance sheet as "cash and investments." In addition, investments are separately held by several of the Village's funds. The Village invests in certificates of deposits and money market mutual funds.

Permitted Deposits and Investments - The Village's investment policy authorizes the Village to make deposits/invest in insured commercial banks, savings and loan institutions, obligations of the U.S. Treasury and U.S. agencies, insured credit union shares, money market mutual funds with portfolios of securities issued or guaranteed by the United States or agreements to repurchase these same obligations, repurchase agreements, short-term commercial paper rated within the three highest classifications by at least two standard rating services, and the Illinois Funds.

Custodial credit risk for deposits with financial institutions is the risk that in the event of a bank's failure, the Village's deposits may not be returned to it. The Village's investment policy requires pledging of collateral with a fair market value at 105% of all bank balances in excess of federal depository insurance, with the collateral held by an independent third party in the name of the Village

VILLAGE OF BANNOCKBURN, ILLINOIS  
 NOTES TO FINANCIAL STATEMENTS (Continued)

4. DEPOSITS AND INVESTMENTS (Continued)

The following table presents the investments and maturities of the Village's debt securities and debt mutual funds as of April 30, 2010:

Investment Type	Fair Value	Investment Maturities (in Years)			
		Less than 1	1-5	6-10	Greater than 10
Illinois Funds	\$ 969,011	\$ 969,011	\$ -	\$ -	\$ -
TOTAL	\$ 969,011	\$ 969,011	\$ -	\$ -	\$ -

a. Interest Rate Risk

In accordance with its investment policy, the Village limits its exposure to interest rate risk by structuring the portfolio to provide liquidity and maximizing yields within a two-year period, three years for capital project funds. The investment policy limits the maximum maturity length of investments to three years from date of purchase for capital project funds. In addition, the policy requires the Village to structure the investment portfolio so that securities mature to meet cash requirements for ongoing operations, thereby avoiding the need to sell securities on the open market prior to maturity.

b. Credit Risk

The Village limits its exposure to credit risk, the risk that the issuer of a debt security will not pay its par value upon maturity, by investing primarily in fully collateralized time deposits in financial institutions.

c. Concentration of Credit Risk

The Village's investment policy requires that the investment portfolio be diversified to the extent practicable. Investments shall be diversified in order to reduce the risk of loss resulting in over-concentration in a specific maturity, issuer, institution, or class of securities. Diversification strategies shall be determined and revised periodically by the Board of Trustees. The Village invests primarily in the certificates of deposit in several financial institutions.

VILLAGE OF BANNOCKBURN, ILLINOIS  
NOTES TO FINANCIAL STATEMENTS (Continued)

5. RECEIVABLES

The following receivables are included in due from other governments and other receivables on the statement of net assets:

GOVERNMENTAL ACTIVITIES	
Sales Tax	\$ 216,144
Local Use Tax	4,337
Motor Fuel Tax	3,100
Simplified Telecommunications Tax	43,822
Income Tax	51,731
Court Fines	8,325
Lake County Storm Water Management Commission	50,000
Miscellaneous	1,436
	<u>1,436</u>
TOTAL GOVERNMENTAL ACTIVITIES	<u>\$ 378,895</u>
OTHER RECEIVABLES	
Special Service Area #3 and #6 Interest IRMA	\$ 30,759
	<u>53,283</u>
TOTAL GOVERNMENTAL ACTIVITIES	<u>\$ 84,042</u>
BUSINESS-TYPE ACTIVITIES	
IEPA Grant	\$ 350,895
IEPA Loan	595,313
	<u>595,313</u>
TOTAL BUSINESS-TYPE ACTIVITIES	<u>\$ 946,208</u>

6. CAPITAL ASSETS

Capital asset activity for the year ended April 30, 2010 was as follows:

	Beginning Balance	Increases	Decreases	Ending Balance
GOVERNMENTAL ACTIVITIES				
Capital Assets not Being Depreciated				
Land	\$ 2,649,404	\$ 400,000	\$ -	\$ 3,049,404
Land Improvements	130,235	-	-	130,235
Construction in Progress	34,140	-	34,140	-
Total Capital Assets not Being Depreciated	<u>2,813,779</u>	<u>400,000</u>	<u>34,140</u>	<u>3,179,639</u>
Capital Assets Being Depreciated				
Buildings	1,537,520	-	-	1,537,520
Improvements Other than Building	799,082	123,158	-	922,240
Machinery and Equipment	126,259	-	-	126,259
Vehicles	179,172	-	22,892	156,280
Storm Sewers	764,226	471,327	-	1,235,553
Roads	832,640	138,339	-	970,979
Pathways	500,618	105,737	-	606,355
Total Capital Assets Being Depreciated	<u>4,739,517</u>	<u>838,561</u>	<u>22,892</u>	<u>5,555,186</u>

VILLAGE OF BANNOCKBURN, ILLINOIS  
NOTES TO FINANCIAL STATEMENTS (Continued)

6. CAPITAL ASSETS (Continued)

	Beginning Balance	Increases	Decreases	Ending Balance
<b>GOVERNMENTAL ACTIVITIES (Continued)</b>				
Less Accumulated Depreciation for				
Buildings	\$ 390,730	\$ 30,750	\$ -	\$ 421,480
Improvements Other than Building	156,523	43,296	-	199,819
Machinery and Equipment	106,183	11,870	-	118,053
Vehicles	83,447	20,485	16,350	87,582
Storm Sewers	170,150	13,536	-	183,686
Roads	14,802	31,146	-	45,948
Pathways	60,962	27,674	-	88,636
Total Accumulated Depreciation	<u>982,797</u>	<u>178,757</u>	<u>16,350</u>	<u>1,145,204</u>
 Total Capital Assets Being Depreciated, Net	<u>3,756,720</u>	<u>659,804</u>	<u>6,542</u>	<u>4,409,982</u>
 <b>GOVERNMENTAL ACTIVITIES</b>				
<b>CAPITAL ASSETS, NET</b>	<u>\$ 6,570,499</u>	<u>\$ 1,059,804</u>	<u>\$ 40,682</u>	<u>\$ 7,589,621</u>

Depreciation expense was charged to functions of the primary government as follows:

<b>GOVERNMENTAL ACTIVITIES</b>		
General Government		\$ 85,916
Public Safety		20,485
Road and Bridge		<u>72,356</u>
 <b>TOTAL DEPRECIATION EXPENSE - GOVERNMENTAL ACTIVITIES</b>		<u><b>\$ 178,757</b></u>

	Beginning Balance	Increases	Decreases	Ending Balance
<b>BUSINESS-TYPE ACTIVITIES</b>				
Capital Assets not Being Depreciated				
Construction in Progress	\$ 29,361	\$ -	\$ 29,361	\$ -
Total Capital Assets not Being Depreciated	<u>29,361</u>	<u>-</u>	<u>29,361</u>	<u>-</u>
 Capital Assets Being Depreciated				
Water Distribution System	7,718,425	923,367	-	8,641,792
Sanitary Sewer System	4,487,618	152,540	-	4,640,158
Total Capital Assets Being Depreciated	<u>12,206,043</u>	<u>1,075,907</u>	<u>-</u>	<u>13,281,950</u>
 Less Accumulated Depreciation for				
Water Distribution System	941,524	207,354	-	1,148,878
Sanitary Sewer System	763,441	63,143	-	826,584
Total Accumulated Depreciation	<u>1,704,965</u>	<u>270,497</u>	<u>-</u>	<u>1,975,462</u>
 Total Capital Assets Being Depreciated, Net	<u>10,501,078</u>	<u>805,410</u>	<u>-</u>	<u>11,306,488</u>
 <b>BUSINESS-TYPE ACTIVITIES</b>				
<b>CAPITAL ASSETS, NET</b>	<u>\$ 10,530,439</u>	<u>\$ 805,410</u>	<u>\$ 29,361</u>	<u>\$ 11,306,488</u>

7. RISK MANAGEMENT

The Village is exposed to various risks of loss related to torts: theft of, damage to, and destruction of assets; errors and omissions; injuries to employees; employee health and natural disasters. The Village purchases insurance for employee medical claims.

Intergovernmental Risk Management Agency (IRMA)

The Village participates in the Intergovernmental Risk Management Agency (IRMA). IRMA is a public entity risk pool whose members are Illinois municipalities and other taxing bodies. IRMA manages and funds first party property losses, third party liability claims, workers' compensation claims, and public officials' liability claims of its member municipalities.

The Village's payments to IRMA are displayed on the financial statements as expenditures/expenses in the appropriate funds.

Risk of loss is transferred, except that each member assumes at a minimum the first \$2,500 of each occurrence, and IRMA has self-insurance retentions at various amounts above that level.

Management consists of a Board of Directors comprised of one appointed representative from each member. In addition, there are two officers, a Risk Manager and a Treasurer.

The Village does not exercise any control over the activities of IRMA beyond its representation on the Board of Directors.

Initial contributions are determined in advance of each membership year based on the individual member's eligible revenue as defined in the bylaws of IRMA, and assessment factors based on past member experience and the funding need for the membership year. The Board of Directors may require that supplemental contributions be made by members to ensure adequate funds are available to meet the obligations applicable to the membership year. Members have a contractual obligation to fund any deficit of IRMA attributable to a membership year during which they were a member. The Village is not aware of any additional amounts owed to IRMA for the current period or prior policy year at April 30, 2010.

VILLAGE OF BANNOCKBURN, ILLINOIS  
 NOTES TO FINANCIAL STATEMENTS (Continued)

8. LONG-TERM DEBT

a. Changes in Long-Term Liabilities

The following is a summary in long-term liabilities for the fiscal year ended April 30, 2010:

	May 1	Additions	Reductions	April 30	Current Portion
<b>GOVERNMENTAL ACTIVITIES</b>					
Special Service Area Bonds	\$ 670,000	\$ -	\$ 65,000	\$ 605,000	\$ 65,000
Tax Increment Allocation Revenue Bonds (1)	2,697,475	183,938	2,881,413	-	-
Less Discount on Issuance	(6,650)	-	(6,650)	-	-
Tax Increment Notes - Trinity	900,000	-	900,000	-	-
Engineering Advance - TIF (2)	100,000	-	100,000	-	-
Project Advance - TIF (2)	145,784	-	145,784	-	-
Net Other Postemployment Benefits	-	107,526	-	107,526	-
Compensated Absences	144,882	-	9,807	135,075	13,500
<b>TOTAL GOVERNMENTAL ACTIVITIES</b>	<b>\$ 4,651,491</b>	<b>\$ 291,464</b>	<b>\$ 4,095,354</b>	<b>\$ 847,601</b>	<b>\$ 78,500</b>
<b>BUSINESS-TYPE ACTIVITIES</b>					
General Obligation Bonds	\$ 2,340,000	\$ -	\$ 95,000	\$ 2,245,000	\$ 100,000
Less Issuance Discount	(15,791)	-	(878)	(14,913)	-
*IEPA Loans	-	595,313	-	595,313	25,156
<b>TOTAL BUSINESS-TYPE ACTIVITIES</b>	<b>\$ 2,324,209</b>	<b>\$ 595,313</b>	<b>\$ 94,122</b>	<b>\$ 2,825,400</b>	<b>\$ 125,156</b>

(1) The amount shown in the "Additions" column includes \$183,938 of increase in the accreted value of the bonds during the fiscal year ended April 30, 2010.

(2) During fiscal 2010, the TIF District was dissolved by the Village. All remaining debt was, by mutual agreement of all concerned parties was settled either by payment or by forgiveness.

\* The Village received Illinois Environmental Protection Agency (IEPA) loans totaling \$595,313 (apportioned \$523,697 for the Water Fund and \$71,615 for the Sewer Fund) to fund the Stirling Valley and Telegraph Roads Project. These loans are expected to increase to a total of \$972,633 for the Water Fund and \$80,050 for the Sewer Fund. The loans will be repaid interest free over 20 years.



VILLAGE OF BANNOCKBURN, ILLINOIS  
 NOTES TO FINANCIAL STATEMENTS (Continued)

8. LONG-TERM DEBT (Continued)

b. Bonds Payable

Long-term liabilities payable from governmental activities at April 30, 2010 are comprised of the following:

	<u>Total</u>	<u>Current Portion</u>
\$940,000 2003 Special Tax Bonds dated July 1, 2003 in annual installments of \$40,000 to \$85,000 to December 1, 2017, interest at 3.5%.	\$ 605,000	\$ 65,000
<b>TOTAL</b>	<b>\$ 605,000</b>	<b>\$ 65,000</b>

Long-term liabilities payable from business-type activities at April 30, 2010 are comprised of the following:

	<u>Total</u>	<u>Current Portion</u>
\$2,500,000 General Obligation Bonds Series 2006 Bonds dated November 15, 2006, in annual installment of \$70,000 to \$190,000 to January 1, 2026, interest at 3.7% to 4.0%.	\$ 2,245,000	\$ 100,000

c. Annual Debt Service Requirements to Maturity

The annual debt service requirements to retire these outstanding obligations at April 30, 2010 are as follows:

Fiscal Year Ending April 30,	<u>Governmental Activities</u>	
	<u>Special Tax Bonds</u>	
	<u>Principal</u>	<u>Interest</u>
2011	\$ 65,000	\$ 21,175
2012	70,000	18,900
2013	70,000	16,450
2014	75,000	14,000
2015	75,000	11,375
2016	80,000	8,750
2017	85,000	5,950
2018	85,000	2,975
<b>TOTAL</b>	<b>\$ 605,000</b>	<b>\$ 99,575</b>

VILLAGE OF BANNOCKBURN, ILLINOIS  
NOTES TO FINANCIAL STATEMENTS (Continued)

8. LONG-TERM DEBT (Continued)

c. Annual Debt Service Requirements to Maturity (Continued)

Fiscal Year Ending April 30,	Business-Type Activities	
	General Obligation Revenue Bonds	
	Principal	Interest
2011	\$ 100,000	\$ 87,103
2012	105,000	83,402
2013	110,000	79,465
2014	110,000	75,340
2015	115,000	71,215
2016	125,000	66,903
2017	130,000	62,215
2018	135,000	57,340
2019	140,000	52,075
2020	145,000	46,615
2021	155,000	40,960
2022	160,000	34,838
2023	165,000	28,518
2024	175,000	22,000
2025	185,000	15,000
2026	190,000	7,600
TOTAL	\$ 2,245,000	\$ 830,589

The Village issued \$2,500,000 General Obligation Tax Bonds, Series 2006. The bond proceeds are designated for various water infrastructure projects, including new mains and the replacement of existing mains and hydrants. These bonds are general obligation bonds, secured by the full faith and credit and the unlimited taxing power of the Village. It is the intent that the principal and interest payments will be funded from available cash in the Water Fund, and if necessary, from interim advances from the General Fund. The General Obligation Bonds, issued November 15, 2006, mature January 1, 2026.

d. Special Tax Bonds

The Village issued \$940,000 aggregate principal amount of Special Service Area #15 Special Tax Bonds, Series 2003 (Thornapple/Hilltop Sewer Project). The proceeds of the bonds are used to pay the cost of construction of sanitary sewer improvements and related costs in and for Special Service Area #15. The bonds constitute limited obligations of the Village, payable solely from a levy of direct annual tax on taxable property located within Special Service Area #15 in accordance with the special tax roll approved by the Village pursuant to (i) Ordinance Number 2003-20 adopted on June 23, 2003 establishing the Special Service Area and (ii) the Bond Ordinance.

VILLAGE OF BANNOCKBURN, ILLINOIS  
 NOTES TO FINANCIAL STATEMENTS (Continued)

---

8. LONG-TERM DEBT (Continued)

d. Special Tax Bonds (Continued)

The bonds are further secured by a limited pledge of certain available sales tax revenues in the amount and to the extent set forth in the bond ordinance.

The bonds do not constitute general obligations of the Village and neither the full faith and credit nor the unlimited taxing power of the Village shall be pledged as security for the payment of the bonds. However, the Village did pledge certain sales tax revenues. Therefore, the bond is reported as a village liability.

The Special Tax Bonds (Alternate Revenue Source) Series 2003 were dated July 1, 2003, and are due on December 1, 2017 with semiannual interest payments at an interest rate of 3.5%.

e. Advance from Other Funds

At April 30, 2010, advance from other funds represents the remaining liability to the general fund from Special Service Areas #7, 8, 9, 10, 13, 14, and 16. These advances were made from the General Fund for the initial start-up of the special service areas. The advances will be repaid with property tax receipts. Advances currently outstanding are as follows:

	<u>Advance From</u>
General Fund:	
Special Service Area #7 - \$398,510 original advance, due in annual installments of \$38,925 including interest at 6.25% through April 30, 2012.	\$ 70,606
Special Service Area #8 - \$54,909 original advance, due in annual installments of \$5,371 including interest at 6.25% through April 30, 2012.	9,723
Special Service Area #9 - \$54,909 original advance, due in annual installments of \$5,371 including interest at 6.25% through April 30, 2012.	9,723
Special Service Area #10 - \$329,453 original advance, due in annual installments of \$32,176 including interest at 6.25% through April 30, 2012.	58,941
Special Service Area #13 - \$304,846 original advance, due in annual installments of principal and interest at 8.00% through April 30, 2012.	29,756

VILLAGE OF BANNOCKBURN, ILLINOIS  
 NOTES TO FINANCIAL STATEMENTS (Continued)

8. LONG-TERM DEBT (Continued)

e. Advance from Other Funds (Continued)

	<u>Advance From</u>
General Fund (Continued)	
Special Service Area #14 - \$140,684 original advance, due in annual installments of principal and interest at 8.00% through April 30, 2012.	\$ 35,060
Special Service Area #16 - \$385,900 original advance, due in annual installments of principal and interest at 5.00% through April 30, 2021.	<u>307,897</u>
TOTAL ADVANCES FROM OTHER FUNDS	<u>\$ 521,706</u>

Annual Debt Service Requirements to Maturity for Advances from Other Funds:

Year End	Advances Payable
2011	\$ 140,743
2012	166,517
2013	37,178
2014 - 2021	<u>297,424</u>
TOTAL PRINCIPAL AND INTEREST	641,862
INTEREST PORTION	<u>120,156</u>
TOTAL PRINCIPAL	<u>\$ 521,706</u>

9. TAX INCREMENT FINANCING

In 1986, the Village approved a tax increment financing agreement (TIF) plan and established a TIF District for an area within the Village. Tax increment financing is a tool that allows the Village to institute a redevelopment program in a blighted or conservation area and then to capture, as a funding device for paying the redevelopment costs, those real property taxes derived from the redeveloped property that exceed the real property taxes derived from the property prior to development. This TIF District was dissolved during fiscal 2010.

Tax Increment Allocation Revenue Bonds Series 1987A, 1990A, 2006A, and 2006B have been issued and are accounted for in the Debt Service Fund and General Long-Term Debt. The Village also received a loan of \$605,406 from the TIF Project Developer, of which \$359,622 was repaid. Loan amounts outstanding were accounted for in the governmental activities on the statement of net assets. The expenditures for the redevelopment project area were accounted for in the Capital Projects Fund. The expenditures were for roadway construction and related improvements, land and easement acquisition, water and sewer improvements, financing and various professional services, all associated with the TIF District.

VILLAGE OF BANNOCKBURN, ILLINOIS  
 NOTES TO FINANCIAL STATEMENTS (Continued)

9. TAX INCREMENT FINANCING (Continued)

In establishing the TIF District, the Village limited its obligation to the amount of available incremental taxes. If ever the TIF bonds came due and were not fully paid, the Village was not in default of such bonds provided it paid out whatever incremental taxes it received. As a result, no general tax revenue of the Village was used to support the Village's TIF District. Moreover, the Village had a separate contractual arrangement with one of the major property owners in the TIF District to assure that certain TIF related work would be completed without risk to the Village's general fund tax revenues.

All debt was either paid or forgiven during fiscal 2010. The Village Board of Trustees approved Ordinance 2010-14 Dissolving the Special Tax Allocation Fund and Terminating the Designation of the Bannockburn Redevelopment Project area.

10. INTERFUND ACCOUNTS

a. Due From/To Other Funds

For the year ended April 30, 2010, interfund receivables and payables consist of the following:

	<u>Due From</u>	<u>Due To</u>
General Fund		
Nonmajor Governmental	\$ 2,626	\$ 28,128
Road and Bridge	-	1,380
Police	-	832
Special Service Area #16	8,418	-
Water	-	200,171
Sewer	485,379	-
Total General	<u>496,423</u>	<u>230,511</u>
Police		
General	<u>832</u>	-
Road and Bridge		
General	<u>1,380</u>	-
Special Service Area #16		
General	<u>-</u>	<u>8,418</u>
Nonmajor Governmental		
General	<u>28,128</u>	<u>2,626</u>
Water		
General	<u>200,171</u>	-
Sewer		
General	<u>-</u>	<u>485,379</u>
TOTAL ALL FUNDS	<u>\$ 726,934</u>	<u>\$ 726,934</u>

VILLAGE OF BANNOCKBURN, ILLINOIS  
 NOTES TO FINANCIAL STATEMENTS (Continued)

10. INTERFUND ACCOUNTS (Continued)

a. Due From/To Other Funds (Continued)

The purposes of the due to/due from other funds are as follows:

- Financial activity for the above funds are processed through the General Fund's checking account. These balances reflect available cash or cash advances for these funds that do not have physical operating accounts.

b. Transfers

Interfund transfers during the year ended April 30, 2010 consisted of the following:

	<u>Transfer In</u>	<u>Transfer Out</u>
General Fund		
Police	\$ -	\$ 556,000
Road and Bridge	-	953,000
Nonmajor Governmental	-	6,350
Total General	<u>-</u>	<u>1,515,350</u>
Police		
General	<u>556,000</u>	-
Road and Bridge		
General	953,000	-
Nonmajor Governmental	966	-
Total Road and Bridge	<u>953,966</u>	<u>-</u>
Nonmajor Governmental		
General	6,350	-
Nonmajor Governmental	191	1,157
Total Nonmajor Governmental	<u>6,541</u>	<u>1,157</u>
TOTAL ALL FUNDS	<u>\$ 1,516,507</u>	<u>\$ 1,516,507</u>

The purpose of significant transfers is as follows:

- \$556,000 transferred to the Police Fund from the General Fund to cover current year operating and capital costs. This transfer will not be repaid.
- \$953,000 transferred to the Road and Bridge Fund from the General Fund and \$6,350 to the Audit Fund from the General Fund to cover current year operating and capital costs. These transfers will not be repaid.

11. CONTINGENT LIABILITIES

Litigation

The Village is a defendant in various lawsuits. Although the outcome of these lawsuits is not presently determinable, in the opinion of the Village's attorney, the resolution of these matters will not have a material adverse effect on the financial condition of the Village.

Grants

Amounts received or receivable from grantor agencies are subject to audit and adjustment by grantor agencies, principally the federal government. Any disallowed claims, including amounts already collected, may constitute a liability of the applicable funds. The amount, if any, of expenditures which may be disallowed by the grantor cannot be determined at this time although the Village expects such amounts, if any, to be immaterial.

12. EMPLOYEE RETIREMENT SYSTEMS

a. Plan Description

Illinois Municipal Retirement Fund

The Village elected membership in the Illinois Municipal Retirement Fund (IMRF), an agent multiple-employer public employee retirement system effective May 1, 2003. All employees hired in positions that meet or exceed the prescribed annual hourly standard must be enrolled in IMRF as participating members. Pension benefits vest after eight years of service. Participating members who retire at or after age 60 with eight years of credited service are entitled to an annual retirement benefit, payable monthly for life, in an amount equal to 1 2/3% of their final rate of earnings, for each year of credited service up to 15 years, and 2% for each year thereafter. IMRF also provides death and disability benefits. These benefit provisions and all other requirements are established by state statute.

Employees participating in IMRF are required to contribute 4.5% of their annual covered salary. The member rate is established by state statute. The Village is required to contribute at an actuarially determined rate. The employer rate for calendar year 2009 was 15.90% of payroll. The employer contribution requirements are established and may be amended by the IMRF Board of Trustees.

VILLAGE OF BANNOCKBURN, ILLINOIS  
 NOTES TO FINANCIAL STATEMENTS (Continued)

---

12. EMPLOYEE RETIREMENT SYSTEMS (Continued)

b. Annual Pension Costs

Employer contributions have been determined as follows:

	<u>Illinois Municipal Retirement</u>
Actuarial Valuation Date	December 31, 2007
Actuarial Cost Method	Entry-age Normal
Asset Valuation Method	5 Year Smoothed Market
Amortization Method	Level Percentage of Payroll
Amortization Period	30 Years, Open
Significant Actuarial Assumptions	
a) Rate of Return on Present and Future Assets	7.50% Compounded Annually
b) Projected Salary Increase - Attributable to Inflation	4.00% Compounded Annually
c) Additional Projected Salary Increases - Seniority/Merit	.40 to 10.0%



VILLAGE OF BANNOCKBURN, ILLINOIS  
 NOTES TO FINANCIAL STATEMENTS (Continued)

12. EMPLOYEE RETIREMENT SYSTEMS (Continued)

b. Annual Pension Costs (Continued)

Employer annual pension cost (APC), actual contributions, and the net pension obligation (NPO) are as follows. The NPO is the cumulative difference between the APC and the contributions actually made.

	For Fiscal Year	Illinois Municipal Retirement
Annual Pension Cost (APC)	2010	\$ 140,290
	2009	127,638
	2008	117,487
Actual Contribution	2010	\$ 140,290
	2009	127,638
	2008	117,487
Percentage of APC Contributed	2010	100.00%
	2009	100.00
	2008	100.00
NPO	2010	\$ -
	2009	-
	2008	-

c. Funded Status and Funding Progress

The funded status and funding progress of the plan as of December 31, 2009 were as follows:

	Illinois Municipal Retirement
Actuarial Accrued Liability (AAL)	\$ 2,317,727
Actuarial Value of Plan Assets	1,194,014
Unfunded Actuarial Accrued Liability (UAAL)	1,123,713
Funded Ratio (Actuarial Value of Plan Assets/AAL)	51.52%
Covered Payroll (Active Plan Members)	\$ 876,815
UAAL as a Percentage of Covered Payroll	128.16%

13. OTHER POSTEMPLOYMENT BENEFITS

a. Plan Description

In addition to providing the pension benefits described, the Village provides postemployment health care benefits (OPEB) for retired employees through a single-employer defined benefit plan (the Plan). The benefits, benefit levels, employee contributions, and employer contributions are governed by the Village and can be amended by the Village through its personnel manual and union contracts. The Plan is not accounted for as a trust fund, as an irrevocable trust has not been established to account for the Plan. The Plan does not issue a separate report. The activity of the Plan is reported in the Village's governmental and business-type activities.

b. Benefits Provided

The Village provides pre and post-Medicare postretirement health insurance to retirees, their spouses and dependents (enrolled at time of employee's retirement). To be eligible for benefits, the employee must qualify for retirement under one of the Village's three retirement plans. The retirees pay the blended premium. Upon a retiree becoming eligible for Medicare, the amount payable under the Village's health plan will be reduced by the amount payable under Medicare for those expenses that are covered under both.

c. Membership

At April 30, 2009, membership consisted of:

Retirees and Beneficiaries Currently Receiving Benefits	1
Terminated Employees Entitled to Benefits but not yet Receiving Them	-
Active Employees - Vested	5
Active Employees - Nonvested	5
	<hr/>
TOTAL	11
	<hr/> <hr/>
Participating Employers	1
	<hr/> <hr/>

d. Funding Policy

The Village is not required to and currently does not advance fund the cost of benefits that will become due and payable in the future. Active employees do not contribute to the Plan until retirement.

VILLAGE OF BANNOCKBURN, ILLINOIS  
 NOTES TO FINANCIAL STATEMENTS (Continued)

13. OTHER POSTEMPLOYMENT BENEFITS (Continued)

e. Annual OPEB Costs and Net OPEB Obligation

The Village first had an actuarial valuation performed for the Plan as of April 30, 2008 to determine the funded status of the Plan as of that date as well as the employer's annual required contribution (ARC) for the fiscal year ended April 30, 2010. The Village's annual OPEB cost, the percentage of annual OPEB cost contributed to the Plan, and the net OPEB obligation for 2010 was as follows (information for year ended April 30, 2008 is not available as an actuarial valuation was performed for the first time as of May 1, 2008):

Fiscal Year Ended	Annual OPEB Cost	Employer Contributions	Percentage of Annual OPEB Cost Contributed	Net OPEB Obligation
April 30, 2009	\$ 8,481	\$ -	-%	\$ 99,197
April 30, 2010	8,329	-	-%	107,526

The net OPEB obligation as of April 30, 2010 was calculated as follows:

Annual Required Contribution	\$ 8,942
Interest on Net OPEB Obligation	4,459
Adjustment to Annual Required Contribution	<u>(5,072)</u>
Annual OPEB Cost	8,329
Contributions Made	<u>-</u>
Increase in Net OPEB Obligation	8,329
Net OPEB Obligation, Beginning of Year	<u>99,197</u>
<b>NET OPEB OBLIGATION, END OF YEAR</b>	<u><u>\$ 107,526</u></u>

Funded Status and Funding Progress: The funded status of the Plan as of April 30, 2008 was as follows:

Actuarial Accrued Liability (AAL)	\$ 90,716
Actuarial Value of Plan Assets	-
Unfunded Actuarial Accrued Liability (UAAL)	90,716
Funded Ratio (Actuarial Value of Plan Assets/AAL)	0%
Covered Payroll (Active Plan Members)	769,505
UAAL as a Percentage of Covered Payroll	0%

See the schedules of funding progress in the required supplementary information immediately following the notes to financial statements for additional information related to the funded status of the Plan.

13. OTHER POSTEMPLOYMENT BENEFITS (Continued)

e. Annual OPEB Costs and Net OPEB Obligation (Continued)

Actuarial valuations of an ongoing plan involve estimates of the value of reported amounts and assumptions about the probability of occurrence of events far into the future. Examples include assumptions about future employment, mortality, and the healthcare cost trend. Amounts determined regarding the funded status of the Plan and the annual required contributions of the employer are subject to continual revision as actual results are compared with past expectations and new estimates are made about the future. The schedule of funding progress, presented as required supplementary information following the notes to financial statements, presents multi-year trend information that shows whether the actuarial value of plan assets is increasing or decreasing over time relative to the actuarial accrued liabilities for benefits.

Actuarial methods and assumptions - projections of benefits for financial reporting purposes are based on the substantive plan (the Plan as understood by the employer and plan members) and include the types of benefits provided at the time of each valuation and the historical pattern of sharing of benefit costs between the employer and plan members to that point. The actuarial methods and assumptions used include techniques that are designed to reduce short-term volatility in actuarial accrued liabilities and the actuarial value of assets, consistent with the long-term perspective of the calculations.

In the April 30, 2008 actuarial valuation, the entry-age normal actuarial cost method was used. The actuarial assumptions included an investment rate of return of 5.0%, projected salary increases of 5.0%, and an initial healthcare cost trend rate of 8.0% with an ultimate healthcare inflation rate of 6.0%. Both rates include a 3.0% inflation assumption. The actuarial value of assets was not determined as the Village has not advance funded its obligation. The Plan's unfunded actuarial accrued liability is being amortized as a level percentage of projected payroll on an open basis. The remaining amortization period at April 30, 2010 was 30 years.

14. SUBSEQUENT EVENTS

The Village issued \$3,000,000 Taxable General Obligation Bonds (Recovery Zone Economic Development Bonds - Direct Payment) on May 24, 2010. The bonds are designated for the construction of various roadway improvements throughout the Village. As provided for in Ordinance 2010-19, these are general obligation bonds, secured by the full faith and credit and the unlimited taxing power of the Village. It is the intent that debt service will be funded from available cash in the Road Fund, General Fund advances, and from the 45% federal interest rebate.

The first interest payment is due January 1, 2011; the first principal payment is due January 1, 2012. The bonds, with interest rates varying from 1.35% to 5.30%, are dated June 14, 2010 and mature January 1, 2030.

REQUIRED SUPPLEMENTARY INFORMATION

VILLAGE OF BANNOCKBURN, ILLINOIS

SCHEDULE OF REVENUES, EXPENDITURES, AND  
CHANGES IN FUND BALANCE - BUDGET AND ACTUAL  
GENERAL FUND

For the Year Ended April 30, 2010

	Original Budget	Final Budget	Actual
<b>REVENUES</b>			
Taxes			
Property Taxes	\$ 222,300	\$ 222,300	\$ 210,653
Hotel/Motel	108,000	108,000	70,828
Intergovernmental	1,399,470	1,399,470	1,286,054
Grants	52,000	52,000	54,583
Licenses and Permits	82,500	82,500	122,353
Franchise Fees	12,000	12,000	11,838
Charges for Services	5,000	5,000	10,679
Investment Income	123,755	123,755	66,944
Miscellaneous	78,125	78,125	112,461
<b>Total Revenues</b>	<b>2,083,150</b>	<b>2,083,150</b>	<b>1,946,393</b>
<b>EXPENDITURES</b>			
Current			
General Government	1,727,225	1,729,225	1,041,439
Public Safety	-	-	147,525
Road and Bridge	-	-	812
<b>Total Expenditures</b>	<b>1,727,225</b>	<b>1,729,225</b>	<b>1,189,776</b>
<b>EXCESS (DEFICIENCY) OF REVENUES OVER EXPENDITURES</b>	<b>355,925</b>	<b>353,925</b>	<b>756,617</b>
<b>OTHER FINANCING SOURCES (USES)</b>			
Transfers (Out)	(1,976,225)	(1,976,225)	(1,515,350)
<b>Total Other Financing Sources (Uses)</b>	<b>(1,976,225)</b>	<b>(1,976,225)</b>	<b>(1,515,350)</b>
<b>NET CHANGE IN FUND BALANCE</b>	<b>\$ (1,620,300)</b>	<b>\$ (1,622,300)</b>	<b>(758,733)</b>
FUND BALANCE, MAY 1			8,679,137
FUND BALANCE, APRIL 30			<b>\$ 7,920,404</b>

(See independent auditor's report.)

VILLAGE OF BANNOCKBURN, ILLINOIS

SCHEDULE OF REVENUES, EXPENDITURES, AND  
CHANGES IN FUND BALANCE - BUDGET AND ACTUAL  
POLICE FUND

For the Year Ended April 30, 2010

	Original Budget	Final Budget	Actual
<b>REVENUES</b>			
Taxes			
Property Taxes	\$ 320,100	\$ 320,100	\$ 323,564
Intergovernmental			
Canine Grant	-	-	5,934
Tobacco Grant	5,000	5,000	1,100
Fines and Forfeitures	91,650	91,650	97,259
Investment Income	-	-	32
Miscellaneous	-	-	350
	<hr/>		
Total Revenues	416,750	416,750	428,239
<hr/>			
<b>EXPENDITURES</b>			
Public Safety			
Personnel Services			
Salaries	686,550	686,550	629,934
Insurance	116,050	116,050	102,864
Other Employee Services	12,815	12,815	7,133
Contractual Services			
Legal	17,550	17,550	8,373
Police Dispatch	96,800	106,800	93,057
Community Relations	4,350	4,350	3,443
Professional Services	6,680	6,680	7,726
Maintenance and Repairs	11,000	11,000	8,222
Operating Supplies	57,750	57,750	31,261
Communications	10,450	10,450	7,812
Printed Materials	3,300	3,300	-
Memberships	20,350	20,350	16,430
Professional Development	9,900	9,900	8,354
Liability Insurance	82,000	72,000	35,216
Capital Outlay			
Police Equipment	37,050	37,050	2,728
	<hr/>		
Total Expenditures	1,172,595	1,172,595	962,553
<hr/>			
EXCESS (DEFICIENCY) OF REVENUES OVER EXPENDITURES	(755,845)	(755,845)	(534,314)
OTHER FINANCING SOURCES (USES)			
Transfers In	639,400	639,400	556,000
	<hr/>		
NET CHANGE IN FUND BALANCE	\$ (116,445)	\$ (116,445)	21,686
FUND BALANCE (DEFICIT), MAY 1			(12,202)
<hr/>			
FUND BALANCE, APRIL 30			\$ 9,484
<hr/>			

(See independent auditor's report.)

VILLAGE OF BANNOCKBURN, ILLINOIS

SCHEDULE OF REVENUES, EXPENDITURES, AND  
CHANGES IN FUND BALANCE - BUDGET AND ACTUAL  
ROAD AND BRIDGE FUND

For the Year Ended April 30, 2010

	Original Budget	Final Budget	Actual
<b>REVENUES</b>			
Taxes			
Property Taxes	\$ 51,600	\$ 51,600	\$ 49,163
Intergovernmental			
Local Grant	-	50,000	50,000
IEPA Grant	66,000	16,000	17,000
FEMA Grant	-	-	13,061
Charges for Services	5,000	5,000	10,000
Miscellaneous	491,150	491,150	496,307
<b>Total Revenues</b>	<b>613,750</b>	<b>613,750</b>	<b>635,531</b>
<b>EXPENDITURES</b>			
Road and Bridge			
Personnel Services			
Part-Time Wages	5,000	5,000	2,133
Contractual Services			
Consultants	14,000	14,000	3,429
Tree Program and Landscaping	34,450	34,450	21,570
Maintenance and Repairs	163,150	26,150	23,495
Storm Sewer	38,500	38,500	31,365
Snow Removal	60,000	60,000	42,927
Street Lighting	6,900	6,900	3,465
Capital Outlay			
Waukegan Road Widening	434,600	534,600	299,520
Route 22 Bridge	66,000	66,000	4,837
Route 22	2,750	2,750	34,186
Path	209,000	209,000	191,820
Road Repairs	300,500	300,500	311,909
Storm Sewer	492,500	529,500	500,550
<b>Total Expenditures</b>	<b>1,827,350</b>	<b>1,827,350</b>	<b>1,471,206</b>
<b>EXCESS (DEFICIENCY) OF REVENUES OVER EXPENDITURES</b>	<b>(1,213,600)</b>	<b>(1,213,600)</b>	<b>(835,675)</b>
<b>OTHER FINANCING SOURCES (USES)</b>			
Transfers In	917,679	917,679	953,966
<b>NET CHANGE IN FUND BALANCE</b>	<b>\$ (295,921)</b>	<b>\$ (295,921)</b>	<b>118,291</b>
<b>FUND BALANCE (DEFICIT), MAY 1</b>			<b>(183,930)</b>
<b>FUND BALANCE (DEFICIT), APRIL 30</b>			<b>\$ (65,639)</b>

(See independent auditor's report.)



VILLAGE OF BANNOCKBURN, ILLINOIS

SCHEDULE OF FUNDING PROGRESS  
ILLINOIS MUNICIPAL RETIREMENT FUND

April 30, 2010

Actuarial Valuation Date December 31,	(1) Actuarial Value of Assets	(2) Actuarial Accrued Liability (AAL) Entry-Age Normal	(3) Funded Ratio (1) / (2)	(4) Unfunded (Overfunded) AAL (UAAL) (OAAL) (2) - (1)	(5) Covered Payroll	UAAL (OAAL) as a Percentage of Covered Payroll (4) / (5)
2005	\$ 842,176	\$ 1,740,030	48.40%	\$ 897,854	\$ 739,655	121.39%
2006	578,263	1,622,916	35.63%	1,044,653	767,253	136.15%
2007	776,895	1,840,450	42.21%	1,063,555	805,811	131.99%
2008	1,062,843	2,158,159	49.25%	1,095,316	823,474	133.01%
2009	1,194,014	2,317,727	51.52%	1,123,713	876,815	128.16%

Note: Information is presented prospectively until six years of data is available in accordance with GASB Statement No. 27.

(See independent auditor's report.)

VILLAGE OF BANNOCKBURN, ILLINOIS

SCHEDULE OF FUNDING PROGRESS  
OTHER POSTEMPLOYMENT BENEFIT FUND

April 30, 2010

Actuarial Valuation Date April 30,	(1) Actuarial Value of Assets	(2) Actuarial Accrued Liability (AAL) Entry-Age Normal	(3) Funded Ratio (1) / (2)	(4) Unfunded (Overfunded) AAL (UAAL) (OAAL) (2) - (1)	(5) Covered Payroll	UAAL (OAAL) as a Percentage of Covered Payroll (4) / (5)
2008	\$ -	\$ 90,716	0.00%	\$ 90,716	\$ 941,480	9.64%
2009	N/A	N/A	N/A	N/A	N/A	N/A
2010	N/A	N/A	N/A	N/A	N/A	N/A

Note: Information is presented prospectively until six years of data is available in accordance with GASB Statement No. 50.

N/A - This information is not available

(See independent auditor's report.)

VILLAGE OF BANNOCKBURN, ILLINOIS

SCHEDULE OF EMPLOYER CONTRIBUTIONS  
ILLINOIS MUNICIPAL RETIREMENT FUND

April 30, 2010

---

<u>For the Year April 30,</u>	<u>Employer Contributions</u>	<u>Annual Required Contribution (ARC)</u>	<u>Percentage Contributed</u>
2005	\$ 107,324	\$ 107,324	100.00%
2006	111,865	111,865	100.00%
2007	117,487	117,487	100.00%
2008	127,638	127,638	100.00%
2010	140,290	140,290	100.00%

Note: Information is presented prospectively until six years of data is available in accordance with GASB Statement No. 50.

(See independent auditor's report.)

VILLAGE OF BANNOCKBURN, ILLINOIS

SCHEDULE OF EMPLOYER CONTRIBUTIONS  
OTHER POSTEMPLOYMENT BENEFIT FUND

April 30, 2010

---

<u>For the Year April 30,</u>	<u>Employer Contributions</u>	<u>Annual Required Contribution (ARC)</u>	<u>Percentage Contributed</u>
2009	\$ -	\$ 8,481	0.00%
2010	-	8,329	0.00%

Note: Information is presented prospectively until six years of data is available in accordance with GASB Statement No. 45.

(See independent auditor's report.)

VILLAGE OF BANNOCKBURN, ILLINOIS

NOTES TO REQUIRED SUPPLEMENTARY INFORMATION

April 30, 2010

---

LEGAL COMPLIANCE AND ACCOUNTABILITY

Budgets

All departments of the Village submit requests for appropriation to the Village's manager so that a budget may be prepared. The budget is prepared by fund and includes information on the past year, current year estimates, and requested appropriations for the next fiscal year.

The proposed budget is presented to the Board of Trustees for review. The Board of Trustees holds public hearings and may add to, subtract from, or change appropriations, but may not change the form of the budget.

The Manager is authorized to transfer budgeted amounts between departments within any fund; however, any revisions that alter the total expenditures of any fund must be approved by the governing body.

The budget may be amended by the Board of Trustees. Adjustments made during the year are reflected in the budget information included in the financial statements.

Expenditures may not legally exceed budgeted appropriations at the fund level. During the year, a supplementary appropriation was adopted. The amendment shifted budgeted line items within several funds without altering the total budget in any fund.

MAJOR GOVERNMENTAL FUNDS

VILLAGE OF BANNOCKBURN, ILLINOIS

SCHEDULE OF EXPENDITURES - BUDGET AND ACTUAL  
GENERAL FUND

For the Year Ended April 30, 2010

	Original Budget	Final Budget	Actual
<b>EXPENDITURES</b>			
General Government			
Personnel Services			
Salaries	\$ 329,375	\$ 329,375	\$ 313,017
Employer Contribution -			
Pension and Retirement	284,250	284,250	70,849
Employee Health Insurance	40,150	40,150	37,548
Other Personnel Services	19,250	19,250	13,702
Contractual Services			
Legal	79,730	79,730	73,152
Recreation	2,750	2,750	889
Village Administration	61,700	61,700	56,878
Building Inspection Fees	54,400	54,400	48,381
Professional Services	51,170	51,170	22,905
Liability Insurance	35,000	35,000	17,223
Village Hall Maintenance	49,400	51,400	63,693
Village Property	206,600	241,600	163,652
Reimbursement Expenditures	83,400	83,400	40,344
Beautification	172,600	172,600	64,868
Emergency Disaster Services	2,000	2,000	754
Special Events	11,000	11,000	8,024
Other Expenditures	7,350	7,350	5,063
Capital Outlay	237,100	202,100	40,497
<b>Total General Government</b>	<b>1,727,225</b>	<b>1,729,225</b>	<b>1,041,439</b>
Public Safety			
Personnel Services			
Employer Contribution -			
Pension and Retirement	-	-	147,525
<b>Total Public Safety</b>	<b>-</b>	<b>-</b>	<b>147,525</b>
Road and Bridge			
Personnel Services			
Employer Contribution -			
Pension and Retirement	-	-	812
<b>Total Road and Bridge</b>	<b>-</b>	<b>-</b>	<b>812</b>
<b>TOTAL EXPENDITURES</b>	<b>\$ 1,727,225</b>	<b>\$ 1,729,225</b>	<b>\$ 1,189,776</b>

(See independent auditor's report.)

VILLAGE OF BANNOCKBURN, ILLINOIS

SCHEDULE OF REVENUES, EXPENDITURES, AND  
CHANGES IN FUND BALANCE - BUDGET AND ACTUAL  
TIF DEBT SERVICE FUND

For the Year Ended April 30, 2010

	Original Budget	Final Budget	Actual
<b>REVENUES</b>			
Taxes			
Property Taxes	\$ 1,100,000	\$ 1,100,000	\$ 1,336,280
Investment Income	5,000	5,000	3
	<hr/>		
Total Revenues	1,105,000	1,105,000	1,336,283
	<hr/>		
<b>EXPENDITURES</b>			
Capital outlay	-	-	400,000
Debt Service			
Principal	2,205,500	2,205,500	1,913,801
Interest and Fiscal Charges	913,000	935,000	685,331
	<hr/>		
Total Expenditures	3,118,500	3,140,500	2,999,132
	<hr/>		
<b>NET CHANGE IN FUND BALANCE</b>	<u><u>\$ (2,013,500)</u></u>	<u><u>\$ (2,035,500)</u></u>	(1,662,849)
<b>FUND BALANCE, MAY 1</b>			<u>1,662,849</u>
<b>FUND BALANCE, APRIL 30</b>			<u><u>\$ -</u></u>

(See independent auditor's report.)



VILLAGE OF BANNOCKBURN, ILLINOIS

SCHEDULE OF REVENUES, EXPENDITURES, AND  
CHANGES IN FUND BALANCE - BUDGET AND ACTUAL  
SPECIAL SERVICE AREA #16 FUND

For the Year Ended April 30, 2010

	Final Budget	Actual
<b>REVENUES</b>		
Taxes		
Property Taxes	\$ 37,178	\$ 37,182
Total Revenues	<u>37,178</u>	<u>37,182</u>
<b>EXPENDITURES</b>		
Capital Outlay	42,100	8,033
Debt Service		
Interest and Fiscal Charges	<u>38,200</u>	<u>16,476</u>
Total Expenditures	<u>80,300</u>	<u>24,509</u>
<b>NET CHANGE IN FUND BALANCE</b>	<u><u>\$ (43,122)</u></u>	12,673
<b>FUND BALANCE (DEFICIT), MAY 1</b>		<u>(328,988)</u>
<b>FUND BALANCE (DEFICIT), APRIL 30</b>		<u><u>\$ (316,315)</u></u>

(See independent auditor's report.)

NONMAJOR GOVERNMENTAL FUNDS

VILLAGE OF BANNOCKBURN, ILLINOIS

COMBINING BALANCE SHEET  
NONMAJOR GOVERNMENTAL FUNDS

April 30, 2010

	Special Revenue	Debt Service	Capital Projects Water Reservoir Project	Total Nonmajor Governmental
<b>ASSETS</b>				
Cash and Cash Equivalents	\$ 265,234	\$ 31,723	\$ -	\$ 296,957
Investments	175,000	-	-	175,000
Receivables (Net, Where Applicable, of Allowances For Uncollectibles)				
Property Taxes	65,447	190,988	-	256,435
Accrued Interest	153	-	-	153
Other	27,941	-	-	27,941
Due from Other Governments	3,100	-	-	3,100
Due from Other Funds	19,987	8,141	-	28,128
<b>TOTAL ASSETS</b>	<b>\$ 556,862</b>	<b>\$ 230,852</b>	<b>\$ -</b>	<b>\$ 787,714</b>
<b>LIABILITIES AND FUND BALANCES</b>				
<b>LIABILITIES</b>				
Accounts Payable	\$ 1,500	\$ 30,050	\$ -	\$ 31,550
Deferred Property Tax Revenue	65,447	190,988	-	256,435
Other Deferred Revenue	27,941	-	-	27,941
Due to Other Funds	-	2,626	-	2,626
Advances from Other Funds	-	213,809	-	213,809
<b>Total Liabilities</b>	<b>94,888</b>	<b>437,473</b>	<b>-</b>	<b>532,361</b>
<b>FUND BALANCES</b>				
Reserved for Maintenance of Roadways	443,487	-	-	443,487
Reserved for Liability Insurance	9,304	-	-	9,304
Reserved for Special Projects	10,683	-	-	10,683
Reserved for Debt Service	-	9,706	-	9,706
Unreserved				
Undesignated (Deficit) - Special Revenue Funds	(1,500)	-	-	(1,500)
Undesignated (Deficit) - Debt Service Funds	-	(216,327)	-	(216,327)
<b>Total Fund Balances (Deficit)</b>	<b>461,974</b>	<b>(206,621)</b>	<b>-</b>	<b>255,353</b>
<b>TOTAL LIABILITIES AND FUND BALANCES</b>	<b>\$ 556,862</b>	<b>\$ 230,852</b>	<b>\$ -</b>	<b>\$ 787,714</b>

(See independent auditor's report.)

VILLAGE OF BANNOCKBURN, ILLINOIS

COMBINING STATEMENT OF REVENUES, EXPENDITURES,  
AND CHANGES IN FUND BALANCES  
NONMAJOR GOVERNMENTAL FUNDS

For the Year Ended April 30, 2010

	Special Revenue	Debt Service	Capital Projects Water Reservoir Project	Total Nonmajor Governmental
<b>REVENUES</b>				
Taxes	\$ 59,517	\$ 218,003	\$ -	\$ 277,520
Intergovernmental	36,064	-	-	36,064
Investment Income	2,058	234	5	2,297
<b>Total Revenues</b>	<b>97,639</b>	<b>218,237</b>	<b>5</b>	<b>315,881</b>
<b>EXPENDITURES</b>				
Current				
General Government	62,644	-	185,768	248,412
Capital Outlay	-	33,391	30,707	64,098
Debt Service				-
Principal	-	65,000	-	65,000
Interest and Fiscal Charges	-	43,729	-	43,729
<b>Total Expenditures</b>	<b>62,644</b>	<b>142,120</b>	<b>216,475</b>	<b>421,239</b>
<b>EXCESS (DEFICIENCY) OF REVENUES OVER EXPENDITURES</b>	<b>34,995</b>	<b>76,117</b>	<b>(216,470)</b>	<b>(105,358)</b>
<b>OTHER FINANCING SOURCES (USES)</b>				
Transfers In	6,350	191	-	6,541
Transfers (Out)	-	(1,157)	-	(1,157)
<b>Total Other Financing Sources (Uses)</b>	<b>6,350</b>	<b>(966)</b>	<b>-</b>	<b>5,384</b>
<b>NET CHANGE IN FUND BALANCES</b>	<b>41,345</b>	<b>75,151</b>	<b>(216,470)</b>	<b>(99,974)</b>
<b>FUND BALANCES (DEFICIT), MAY 1</b>	<b>420,629</b>	<b>(281,772)</b>	<b>216,470</b>	<b>355,327</b>
<b>FUND BALANCES (DEFICIT), APRIL 30</b>	<b>\$ 461,974</b>	<b>\$ (206,621)</b>	<b>\$ -</b>	<b>\$ 255,353</b>

(See independent auditor's report.)

NONMAJOR SPECIAL REVENUE FUNDS

VILLAGE OF BANNOCKBURN, ILLINOIS

COMBINING BALANCE SHEET  
NONMAJOR SPECIAL REVENUE FUNDS

April 30, 2010

	Motor Fuel Tax	Audit	Liability Insurance
<b>ASSETS</b>			
Cash and Cash Equivalents	\$ 265,234	\$ -	\$ -
Investments	175,000	-	-
Receivables (Net, Where Applicable, of Allowances For Uncollectibles)			
Property Taxes	-	18,834	35,785
Accrued Interest	153	-	-
Other	-	-	27,941
Due from Other Governments	3,100	-	-
Due from Other Funds	-	-	9,304
<b>TOTAL ASSETS</b>	<b>\$ 443,487</b>	<b>\$ 18,834</b>	<b>\$ 73,030</b>
<b>LIABILITIES AND FUND BALANCES</b>			
<b>LIABILITIES</b>			
Accounts Payable	\$ -	\$ 1,500	\$ -
Deferred Property Tax Revenue	-	18,834	35,785
Other Deferred Revenue	-	-	27,941
<b>Total Liabilities</b>	<b>-</b>	<b>20,334</b>	<b>63,726</b>
<b>FUND BALANCES</b>			
Reserved for Maintenance of Roadways	443,487	-	-
Reserved for Liability Insurance	-	-	9,304
Reserved for Special Projects	-	-	-
Unreserved			
Undesignated (Deficit)	-	(1,500)	-
<b>Total Fund Balances</b>	<b>443,487</b>	<b>(1,500)</b>	<b>9,304</b>
<b>TOTAL LIABILITIES AND FUND BALANCES</b>	<b>\$ 443,487</b>	<b>\$ 18,834</b>	<b>\$ 73,030</b>

Special Service Area #1	Special Service Area #2	Total Nonmajor Special Revenue
\$ -	\$ -	\$ 265,234
-	-	175,000
2,103	8,725	65,447
-	-	153
-	-	27,941
-	-	3,100
2,067	8,616	19,987
<u>\$ 4,170</u>	<u>\$ 17,341</u>	<u>\$ 556,862</u>
\$ -	\$ -	\$ 1,500
2,103	8,725	65,447
-	-	27,941
<u>2,103</u>	<u>8,725</u>	<u>94,888</u>
-	-	443,487
-	-	9,304
2,067	8,616	10,683
-	-	(1,500)
<u>2,067</u>	<u>8,616</u>	<u>461,974</u>
<u>\$ 4,170</u>	<u>\$ 17,341</u>	<u>\$ 556,862</u>

(See independent auditor's report.)

VILLAGE OF BANNOCKBURN, ILLINOIS

COMBINING STATEMENT OF REVENUES, EXPENDITURES,  
AND CHANGES IN FUND BALANCES  
NONMAJOR SPECIAL REVENUE FUNDS

For the Year Ended April 30, 2010

	Motor Fuel Tax	Audit	Liability Insurance
<b>REVENUES</b>			
Taxes	\$ -	\$ 16,852	\$ 32,019
Intergovernmental	36,064	-	-
Investment Income	2,058	-	-
Total Revenues	38,122	16,852	32,019
<b>EXPENDITURES</b>			
Current			
General Government	-	22,644	40,000
Total Expenditures	-	22,644	40,000
<b>EXCESS (DEFICIENCY) OF REVENUES OVER EXPENDITURES</b>	38,122	(5,792)	(7,981)
<b>OTHER FINANCING SOURCES (USES)</b>			
Transfers In	-	6,350	-
Total Other Financing Sources (Uses)	-	6,350	-
<b>NET CHANGE IN FUND BALANCES</b>	38,122	558	(7,981)
<b>FUND BALANCES (DEFICIT), MAY 1</b>	405,365	(2,058)	17,285
<b>FUND BALANCES (DEFICIT), APRIL 30</b>	\$ 443,487	\$ (1,500)	\$ 9,304



Special Service Area #1	Special Service Area #2	Total Nonmajor Special Revenue
\$ 2,060	\$ 8,586	\$ 59,517
-	-	36,064
-	-	2,058
2,060	8,586	97,639
-	-	62,644
-	-	62,644
2,060	8,586	34,995
-	-	6,350
-	-	6,350
2,060	8,586	41,345
7	30	420,629
\$ 2,067	\$ 8,616	\$ 461,974

(See independent auditor's report.)

VILLAGE OF BANNOCKBURN, ILLINOIS

SCHEDULE OF REVENUES, EXPENDITURES, AND  
CHANGES IN FUND BALANCE - BUDGET AND ACTUAL  
MOTOR FUEL TAX FUND

For the Year Ended April 30, 2010

	Final Budget	Actual
<b>REVENUES</b>		
Intergovernmental		
Motor Fuel Tax	\$ 40,000	\$ 36,064
Investment Income	5,500	2,058
	<u>45,500</u>	<u>38,122</u>
Total Revenues		
<b>EXPENDITURES</b>		
Capital Outlay		
Contractual Services	449,150	-
	<u>449,150</u>	<u>-</u>
Total Expenditures		
NET CHANGE IN FUND BALANCE	<u>\$ (403,650)</u>	38,122
FUND BALANCE, MAY 1		<u>405,365</u>
FUND BALANCE, APRIL 30		<u>\$ 443,487</u>

(See independent auditor's report.)

VILLAGE OF BANNOCKBURN, ILLINOIS

SCHEDULE OF REVENUES, EXPENDITURES, AND  
CHANGES IN FUND BALANCE - BUDGET AND ACTUAL  
AUDIT FUND

For the Year Ended April 30, 2010

	Final Budget	Actual
<b>REVENUES</b>		
Taxes		
Property Taxes	\$ 17,800	\$ 16,852
Total Revenues	<u>17,800</u>	<u>16,852</u>
<b>EXPENDITURES</b>		
General Government		
Contractual Services		
Audit Services	26,500	22,644
Total Expenditures	<u>26,500</u>	<u>22,644</u>
<b>EXCESS (DEFICIENCY) OF REVENUES OVER EXPENDITURES</b>	(8,700)	(5,792)
<b>OTHER FINANCING SOURCES (USES)</b>		
Transfers In	6,300	6,350
<b>NET CHANGE IN FUND BALANCE</b>	<u>\$ (2,400)</u>	558
<b>FUND BALANCE (DEFICIT), MAY 1</b>		<u>(2,058)</u>
<b>FUND BALANCE (DEFICIT), APRIL 30</b>		<u>\$ (1,500)</u>

(See independent auditor's report.)

VILLAGE OF BANNOCKBURN, ILLINOIS

SCHEDULE OF REVENUES, EXPENDITURES, AND  
CHANGES IN FUND BALANCE - BUDGET AND ACTUAL  
LIABILITY INSURANCE FUND

For the Year Ended April 30, 2010

	Final Budget	Actual
<b>REVENUES</b>		
Taxes		
Property Taxes	\$ 32,000	\$ 32,019
Total Revenues	<u>32,000</u>	<u>32,019</u>
<b>EXPENDITURES</b>		
General Government		
Contractual Services		
Liability Insurance	44,000	40,000
Total Expenditures	<u>44,000</u>	<u>40,000</u>
<b>NET CHANGE IN FUND BALANCE</b>	<u>\$ (12,000)</u>	(7,981)
<b>FUND BALANCE, MAY 1</b>		<u>17,285</u>
<b>FUND BALANCE, APRIL 30</b>		<u>\$ 9,304</u>

(See independent auditor's report.)

VILLAGE OF BANNOCKBURN, ILLINOIS

SCHEDULE OF REVENUES, EXPENDITURES, AND  
 CHANGES IN FUND BALANCE - BUDGET AND ACTUAL  
 SPECIAL SERVICE AREA #1 FUND

For the Year Ended April 30, 2010

	Final Budget	Actual
<b>REVENUES</b>		
Taxes		
Property Taxes	\$ 2,000	\$ 2,060
Total Revenues	<u>2,000</u>	<u>2,060</u>
<b>EXPENDITURES</b>		
Capital Outlay		
Maintenance and Repairs	<u>15,000</u>	-
Total Expenditures	<u>15,000</u>	-
<b>NET CHANGE IN FUND BALANCE</b>	<u><u>\$ (13,000)</u></u>	2,060
<b>FUND BALANCE, MAY 1</b>		<u>7</u>
<b>FUND BALANCE, APRIL 30</b>		<u><u>\$ 2,067</u></u>

(See independent auditor's report.)

VILLAGE OF BANNOCKBURN, ILLINOIS

SCHEDULE OF REVENUES, EXPENDITURES, AND  
 CHANGES IN FUND BALANCE - BUDGET AND ACTUAL  
 SPECIAL SERVICE AREA #2 FUND

For the Year Ended April 30, 2010

	Final Budget	Actual
<b>REVENUES</b>		
Taxes		
Property Taxes	\$ 8,500	\$ 8,586
Total Revenues	8,500	8,586
<b>EXPENDITURES</b>		
Capital Outlay		
Maintenance and Repairs	55,000	-
Total Expenditures	55,000	-
<b>NET CHANGE IN FUND BALANCE</b>	<b>\$ (46,500)</b>	8,586
FUND BALANCE, MAY 1		30
FUND BALANCE, APRIL 30		<b>\$ 8,616</b>

(See independent auditor's report.)

NONMAJOR DEBT SERVICE FUNDS

VILLAGE OF BANNOCKBURN, ILLINOIS

COMBINING BALANCE SHEET  
NONMAJOR DEBT SERVICE FUNDS

April 30, 2010

	Special Service Area #4	Special Service Area #7	Special Service Area #8	Special Service Area #9
<b>ASSETS</b>				
Cash and Cash Equivalents	\$ -	\$ -	\$ -	\$ -
Receivables (Net, Where Applicable, of Allowances For Uncollectibles)				
Property Taxes	-	38,862	5,355	5,355
Due from Other Funds	-	-	-	-
<b>TOTAL ASSETS</b>	<b>\$ -</b>	<b>\$ 38,862</b>	<b>\$ 5,355</b>	<b>\$ 5,355</b>
<b>LIABILITIES AND FUND BALANCES</b>				
<b>LIABILITIES</b>				
Accounts Payable	\$ -	\$ -	\$ -	\$ -
Deferred Property Taxes	-	38,862	5,355	5,355
Due to Other Funds	-	1,210	167	176
Advances from Other Funds	-	70,606	9,723	9,723
<b>Total Liabilities</b>	<b>-</b>	<b>110,678</b>	<b>15,245</b>	<b>15,254</b>
<b>FUND BALANCES</b>				
Reserved for Debt Service	-	-	-	-
Unreserved				
Undesignated (Deficit)	-	(71,816)	(9,890)	(9,899)
<b>Total Fund Balances (Deficit)</b>	<b>-</b>	<b>(71,816)</b>	<b>(9,890)</b>	<b>(9,899)</b>
<b>TOTAL LIABILITIES AND FUND BALANCES</b>	<b>\$ -</b>	<b>\$ 38,862</b>	<b>\$ 5,355</b>	<b>\$ 5,355</b>



Special Service Area #10	Special Service Area #11	Special Service Area #12	Special Service Area #13	Special Service Area #14	Special Service Area #15	Total Nonmajor Debt Service
\$ -	\$ -	\$ -	\$ -	\$ -	\$ 31,723	\$ 31,723
32,128	-	-	12,704	9,162	87,422	190,988
-	-	-	62	46	8,033	8,141
<u>\$ 32,128</u>	<u>\$ -</u>	<u>\$ -</u>	<u>\$ 12,766</u>	<u>\$ 9,208</u>	<u>\$ 127,178</u>	<u>\$ 230,852</u>
\$ -	\$ -	\$ -	\$ -	\$ -	\$ 30,050	\$ 30,050
32,128	-	-	12,704	9,162	87,422	190,988
1,073	-	-	-	-	-	2,626
58,941	-	-	29,756	35,060	-	213,809
<u>92,142</u>	<u>-</u>	<u>-</u>	<u>42,460</u>	<u>44,222</u>	<u>117,472</u>	<u>437,473</u>
-	-	-	-	-	9,706	9,706
<u>(60,014)</u>	<u>-</u>	<u>-</u>	<u>(29,694)</u>	<u>(35,014)</u>	<u>-</u>	<u>(216,327)</u>
<u>(60,014)</u>	<u>-</u>	<u>-</u>	<u>(29,694)</u>	<u>(35,014)</u>	<u>9,706</u>	<u>(206,621)</u>
<u>\$ 32,128</u>	<u>\$ -</u>	<u>\$ -</u>	<u>\$ 12,766</u>	<u>\$ 9,208</u>	<u>\$ 127,178</u>	<u>\$ 230,852</u>

(See independent auditor's report.)

VILLAGE OF BANNOCKBURN, ILLINOIS

COMBINING STATEMENT OF REVENUES, EXPENDITURES, AND  
CHANGES IN FUND BALANCES  
NONMAJOR DEBT SERVICE FUNDS

For the Year Ended April 30, 2010

	Special Service Area #4	Special Service Area #7	Special Service Area #8	Special Service Area #9
<b>REVENUES</b>				
Taxes	\$ -	\$ 38,865	\$ 5,355	\$ 5,355
Investment Income	111	-	-	-
Total Revenues	111	38,865	5,355	5,355
<b>EXPENDITURES</b>				
Capital Outlay	32,587	-	-	-
Debt Service				
Principal	-	-	-	-
Interest and Fiscal Charges	-	6,439	887	887
Total Expenditures	32,587	6,439	887	887
<b>EXCESS (DEFICIENCY) OF REVENUES OVER EXPENDITURES</b>	<b>(32,476)</b>	<b>32,426</b>	<b>4,468</b>	<b>4,468</b>
<b>OTHER FINANCING SOURCES (USES)</b>				
Transfers In	-	-	-	-
Transfers (Out)	-	-	-	-
Total Other Financing Sources (Uses)	-	-	-	-
<b>NET CHANGE IN FUND BALANCES</b>	<b>(32,476)</b>	<b>32,426</b>	<b>4,468</b>	<b>4,468</b>
<b>FUND BALANCES (DEFICIT), MAY 1</b>	<b>32,476</b>	<b>(104,242)</b>	<b>(14,358)</b>	<b>(14,367)</b>
<b>FUND BALANCES (DEFICIT), APRIL 30</b>	<b>\$ -</b>	<b>\$ (71,816)</b>	<b>\$ (9,890)</b>	<b>\$ (9,899)</b>

Special Service Area #10	Special Service Area #11	Special Service Area #12	Special Service Area #13	Special Service Area #14	Special Service Area #15	Total Nonmajor Debt Service
\$ 32,131	\$ 15,660	\$ 11,340	\$ 12,705	\$ 9,163	\$ 87,429	\$ 218,003
-	-	-	-	-	123	234
32,131	15,660	11,340	12,705	9,163	87,552	218,237
-	-	-	-	-	804	33,391
-	-	-	-	-	65,000	65,000
5,357	1,160	840	2,736	1,973	23,450	43,729
5,357	1,160	840	2,736	1,973	89,254	142,120
26,774	14,500	10,500	9,969	7,190	(1,702)	76,117
-	-	191	-	-	-	191
-	(1,157)	-	-	-	-	(1,157)
-	(1,157)	191	-	-	-	(966)
26,774	13,343	10,691	9,969	7,190	(1,702)	75,151
(86,788)	(13,343)	(10,691)	(39,663)	(42,204)	11,408	(281,772)
\$ (60,014)	\$ -	\$ -	\$ (29,694)	\$ (35,014)	\$ 9,706	\$ (206,621)

(See independent auditor's report.)

VILLAGE OF BANNOCKBURN, ILLINOIS

SCHEDULE OF REVENUES, EXPENDITURES, AND  
CHANGES IN FUND BALANCE - BUDGET AND ACTUAL  
SPECIAL SERVICE AREA #4 FUND

For the Year Ended April 30, 2010

---

	Final Budget	Actual
REVENUES		
Investment Income	\$ -	\$ 111
Total Revenues	-	111
EXPENDITURES		
Capital Outlay	44,650	32,587
Total Expenditures	44,650	32,587
NET CHANGE IN FUND BALANCE	<u>\$ (44,650)</u>	(32,476)
FUND BALANCE, MAY 1		<u>32,476</u>
FUND BALANCE, APRIL 30		<u><u>\$ -</u></u>

(See independent auditor's report.)

VILLAGE OF BANNOCKBURN, ILLINOIS

SCHEDULE OF REVENUES, EXPENDITURES, AND  
 CHANGES IN FUND BALANCE - BUDGET AND ACTUAL  
 SPECIAL SERVICE AREA #7 FUND

For the Year Ended April 30, 2010

	Final Budget	Actual
<b>REVENUES</b>		
Taxes		
Property Taxes	\$ 38,861	\$ 38,865
Total Revenues	<u>38,861</u>	<u>38,865</u>
<b>EXPENDITURES</b>		
Debt Service		
Interest and Fiscal Charges	39,800	6,439
Miscellaneous	100	-
Total Expenditures	<u>39,900</u>	<u>6,439</u>
NET CHANGE IN FUND BALANCE	<u>\$ (1,039)</u>	32,426
FUND BALANCE (DEFICIT), MAY 1		<u>(104,242)</u>
FUND BALANCE (DEFICIT), APRIL 30		<u>\$ (71,816)</u>

(See independent auditor's report.)

VILLAGE OF BANNOCKBURN, ILLINOIS

SCHEDULE OF REVENUES, EXPENDITURES, AND  
 CHANGES IN FUND BALANCE - BUDGET AND ACTUAL  
 SPECIAL SERVICE AREA #8 FUND

For the Year Ended April 30, 2010

	Final Budget	Actual
<b>REVENUES</b>		
Taxes		
Property Taxes	\$ 5,355	\$ 5,355
Total Revenues	<u>5,355</u>	<u>5,355</u>
<b>EXPENDITURES</b>		
Debt Service		
Interest and Fiscal Charges	5,450	887
Miscellaneous Charges	50	-
Total Expenditures	<u>5,500</u>	<u>887</u>
NET CHANGE IN FUND BALANCE	<u>\$ (145)</u>	4,468
FUND BALANCE (DEFICIT), MAY 1		<u>(14,358)</u>
FUND BALANCE (DEFICIT), APRIL 30		<u>\$ (9,890)</u>

(See independent auditor's report.)

VILLAGE OF BANNOCKBURN, ILLINOIS

SCHEDULE OF REVENUES, EXPENDITURES, AND  
 CHANGES IN FUND BALANCE - BUDGET AND ACTUAL  
 SPECIAL SERVICE AREA #9 FUND

For the Year Ended April 30, 2010

	Final Budget	Actual
<b>REVENUES</b>		
Taxes		
Property Taxes	\$ 5,355	\$ 5,355
Total Revenues	<u>5,355</u>	<u>5,355</u>
<b>EXPENDITURES</b>		
Debt Service		
Interest and Fiscal Charges	5,450	887
Miscellaneous Charges	50	-
Total Expenditures	<u>5,500</u>	<u>887</u>
<b>NET CHANGE IN FUND BALANCE</b>	<u><u>\$ (145)</u></u>	4,468
<b>FUND BALANCE (DEFICIT), MAY 1</b>		<u>(14,367)</u>
<b>FUND BALANCE (DEFICIT), APRIL 30</b>		<u><u>\$ (9,899)</u></u>

(See independent auditor's report.)

VILLAGE OF BANNOCKBURN, ILLINOIS

SCHEDULE OF REVENUES, EXPENDITURES, AND  
CHANGES IN FUND BALANCE - BUDGET AND ACTUAL  
SPECIAL SERVICE AREA #10 FUND

For the Year Ended April 30, 2010

	Final Budget	Actual
<b>REVENUES</b>		
Taxes		
Property Taxes	\$ 32,128	\$ 32,131
Total Revenues	<u>32,128</u>	<u>32,131</u>
<b>EXPENDITURES</b>		
Debt Service		
Interest and Fiscal Charges	33,900	5,357
Miscellaneous	100	-
Total Expenditures	<u>34,000</u>	<u>5,357</u>
NET CHANGE IN FUND BALANCE	<u>\$ (1,872)</u>	26,774
FUND BALANCE (DEFICIT), MAY 1		<u>(86,788)</u>
FUND BALANCE (DEFICIT), APRIL 30		<u>\$ (60,014)</u>

(See independent auditor's report.)



VILLAGE OF BANNOCKBURN, ILLINOIS

SCHEDULE OF REVENUES, EXPENDITURES, AND  
CHANGES IN FUND BALANCE - BUDGET AND ACTUAL  
SPECIAL SERVICE AREA #11 FUND

For the Year Ended April 30, 2010

	Final Budget	Actual
<b>REVENUES</b>		
Taxes		
Property Taxes	\$ 15,660	\$ 15,660
Total Revenues	15,660	15,660
<b>EXPENDITURES</b>		
Debt Service		
Interest and Fiscal Charges	18,400	1,160
Miscellaneous	100	-
Total Expenditures	18,500	1,160
<b>EXCESS (DEFICIENCY) OF REVENUES OVER EXPENDITURES</b>	<b>(2,840)</b>	<b>14,500</b>
<b>OTHER FINANCING SOURCES (USES)</b>		
Transfers (Out)	-	(1,157)
Total Other Financing Sources (Uses)	-	(1,157)
<b>NET CHANGE IN FUND BALANCE</b>	<b>\$ (2,840)</b>	<b>13,343</b>
<b>FUND BALANCE (DEFICIT), MAY 1</b>		<b>(13,343)</b>
<b>FUND BALANCE, APRIL 30</b>		<b>\$ -</b>

(See independent auditor's report.)

VILLAGE OF BANNOCKBURN, ILLINOIS

SCHEDULE OF REVENUES, EXPENDITURES, AND  
CHANGES IN FUND BALANCE - BUDGET AND ACTUAL  
SPECIAL SERVICE AREA #12 FUND

For the Year Ended April 30, 2010

	Final Budget	Actual
<b>REVENUES</b>		
Taxes		
Property Taxes	\$ 11,340	\$ 11,340
Total Revenues	<u>11,340</u>	<u>11,340</u>
<b>EXPENDITURES</b>		
Debt Service		
Interest and Fiscal Charges	13,900	840
Miscellaneous	100	-
Total Expenditures	<u>14,000</u>	<u>840</u>
<b>EXCESS (DEFICIENCY) OF REVENUES OVER EXPENDITURES</b>	<u>(2,660)</u>	<u>10,500</u>
<b>OTHER FINANCING SOURCES (USES)</b>		
Transfers In	-	191
Total Other Financing Sources (Uses)	<u>-</u>	<u>191</u>
<b>NET CHANGE IN FUND BALANCE</b>	<u>\$ (2,660)</u>	10,691
<b>FUND BALANCE (DEFICIT), MAY 1</b>		<u>(10,691)</u>
<b>FUND BALANCE, APRIL 30</b>		<u>\$ -</u>

(See independent auditor's report.)

VILLAGE OF BANNOCKBURN, ILLINOIS

SCHEDULE OF REVENUES, EXPENDITURES, AND  
 CHANGES IN FUND BALANCE - BUDGET AND ACTUAL  
 SPECIAL SERVICE AREA #13 FUND

For the Year Ended April 30, 2010

	Final Budget	Actual
<b>REVENUES</b>		
Taxes		
Property Taxes	\$ 12,704	\$ 12,705
Total Revenues	<u>12,704</u>	<u>12,705</u>
<b>EXPENDITURES</b>		
Debt Service		
Interest and Fiscal Charges	13,700	2,736
Miscellaneous	100	-
Total Expenditures	<u>13,800</u>	<u>2,736</u>
NET CHANGE IN FUND BALANCE	<u>\$ (1,096)</u>	9,969
FUND BALANCE (DEFICIT), MAY 1		<u>(39,663)</u>
FUND BALANCE (DEFICIT), APRIL 30		<u>\$ (29,694)</u>

(See independent auditor's report.)

VILLAGE OF BANNOCKBURN, ILLINOIS

SCHEDULE OF REVENUES, EXPENDITURES, AND  
AND CHANGES IN FUND BALANCE - BUDGET AND ACTUAL  
SPECIAL SERVICE AREA #14 FUND

For the Year Ended April 30, 2010

	Final Budget	Actual
<b>REVENUES</b>		
Taxes		
Property Taxes	\$ 9,162	\$ 9,163
Total Revenues	<u>9,162</u>	<u>9,163</u>
<b>EXPENDITURES</b>		
Debt Service		
Interest and Fiscal Charges	10,200	1,973
Miscellaneous	100	-
Total Expenditures	<u>10,300</u>	<u>1,973</u>
NET CHANGE IN FUND BALANCE	<u>\$ (1,138)</u>	7,190
FUND BALANCE (DEFICIT), MAY 1		<u>(42,204)</u>
FUND BALANCE (DEFICIT), APRIL 30		<u>\$ (35,014)</u>

(See independent auditor's report.)

VILLAGE OF BANNOCKBURN, ILLINOIS

SCHEDULE OF REVENUES, EXPENDITURES, AND  
CHANGES IN FUND BALANCE - BUDGET AND ACTUAL  
SPECIAL SERVICE AREA #15 FUND

For the Year Ended April 30, 2010

	Final Budget	Actual
<b>REVENUES</b>		
Taxes		
Property Taxes	\$ 87,422	\$ 87,429
Investment Income	800	123
	<u>88,222</u>	<u>87,552</u>
<b>EXPENDITURES</b>		
Capital Outlay	38,100	804
Debt Service		
Principal	127,300	65,000
Interest and Fiscal Charges	-	23,450
	<u>165,400</u>	<u>89,254</u>
NET CHANGE IN FUND BALANCE	<u>\$ (77,178)</u>	(1,702)
FUND BALANCE, MAY 1		<u>11,408</u>
FUND BALANCE, APRIL 30		<u>\$ 9,706</u>

(See independent auditor's report.)

VILLAGE OF BANNOCKBURN, ILLINOIS

SCHEDULE OF REVENUES, EXPENDITURES, AND  
CHANGES IN FUND BALANCE - BUDGET AND ACTUAL  
WATER RESERVOIR PROJECT FUND

For the Year Ended April 30, 2010

	Original Budget	Final Budget	Actual
<b>REVENUES</b>			
Investment Income	\$ -	\$ -	\$ 5
Total Revenues	-	-	5
<b>EXPENDITURES</b>			
General Government			
Engineering	-	-	2,976
Contractual Services	13,500	48,500	182,792
Capital Outlay	60,500	47,500	30,707
Total Expenditures	74,000	96,000	216,475
NET CHANGE IN FUND BALANCE	<u>\$ (74,000)</u>	<u>\$ (96,000)</u>	(216,470)
FUND BALANCE, MAY 1			<u>216,470</u>
FUND BALANCE, APRIL 30			<u>\$ -</u>

(See independent auditor's report.)

## PROPRIETARY FUNDS

VILLAGE OF BANNOCKBURN, ILLINOIS

SCHEDULE OF REVENUES, EXPENSES, AND  
CHANGES IN NET ASSETS - BUDGET AND ACTUAL  
WATER FUND

For the Year Ended April 30, 2010

	Original and Final Budget	Actual
<b>OPERATING REVENUES</b>		
Charges for Services		
Water Fees	\$ 731,000	\$ 784,516
<b>OPERATING EXPENSES</b>		
Cost of Operations		
Personnel Services	-	7,937
Water Purchases	305,187	267,798
Lab Analysis	1,213	369
Maintenance Service	73,580	43,642
Consultants	33,170	20,470
Capital Improvements	2,431,500	876,618
Other Charges	304,450	2,219
Total Operating Expenses	3,149,100	1,219,053
<b>OPERATING INCOME (LOSS)</b>	<b>(2,418,100)</b>	<b>(434,537)</b>
<b>NONOPERATING REVENUES (EXPENSES)</b>		
Investment Income	-	1,032
IEPA Grant	-	324,211
Interest Expense	(107,700)	(91,414)
Total Nonoperating Revenues (Expenses)	(107,700)	233,829
<b>CHANGE IN NET ASSETS - BUDGETARY BASIS</b>	<b>(2,525,800)</b>	<b>(200,708)</b>
<b>ADJUSTMENTS TO GAAP</b>		
Depreciation	-	(207,354)
Capital Assets Capitalized	865,584	865,584
Total Adjustments to GAAP Basis	865,584	658,230
<b>CHANGE IN NET ASSETS</b>	<b>\$ (1,660,216)</b>	<b>457,522</b>
<b>NET ASSETS, MAY 1</b>		<b>5,408,949</b>
<b>NET ASSETS, APRIL 30</b>		<b>\$ 5,866,471</b>

(See independent auditor's report.)



VILLAGE OF BANNOCKBURN, ILLINOIS

SCHEDULE OF REVENUES, EXPENSES, AND  
CHANGES IN NET ASSETS - BUDGET AND ACTUAL  
SEWER FUND

For the Year Ended April 30, 2010

	Original and Final Budget	Actual
<b>OPERATING REVENUES</b>		
Charges for Services		
Sewer Fees	\$ 175,925	\$ 174,580
<b>OPERATING EXPENSES</b>		
Cost of Operations		
Sewer Disposal Services	167,750	88,068
Maintenance Service	19,800	12,062
Capital Improvements	448,500	157,107
Other Charges	-	14,627
Total Operating Expenses	636,050	271,864
<b>OPERATING INCOME (LOSS)</b>	<b>(460,125)</b>	<b>(97,284)</b>
<b>NONOPERATING REVENUES (EXPENSES)</b>		
Interest Expense	(13,750)	-
Interest Income	-	5
Tap-In Connection Fees	15,000	-
IEPA Grant	-	26,684
Total Nonoperating revenues (Expenses)	1,250	26,689
<b>CHANGE IN NET ASSETS - BUDGETARY BASIS</b>	<b>(458,875)</b>	<b>(70,595)</b>
<b>ADJUSTMENTS TO GAAP</b>		
Depreciation	-	(63,143)
Capital Assets Capitalized	149,781	149,781
Total Adjustments to GAAP Basis	149,781	86,638
<b>CHANGE IN NET ASSETS</b>	<b>\$ (309,094)</b>	<b>16,043</b>
<b>NET ASSETS, MAY 1</b>		<b>3,368,548</b>
<b>NET ASSETS, APRIL 30</b>		<b>\$ 3,384,591</b>

(See independent auditor's report.)

**SUPPLEMENTARY SCHEDULES**

VILLAGE OF BANNOCKBURN, ILLINOIS  
SCHEDULE OF WATER AND SEWER FUND OPERATING ACTIVITY

Last Nine Fiscal Years

	2010	2009	2008	2007	2006	2005*	2004	2003	2002
<b>OPERATING REVENUES</b>									
Charges for Services	\$ 959,096	\$ 934,175	\$ 857,695	\$ 759,385	\$ 807,322	\$ 678,548	\$ 589,990	\$ 542,970	\$ 497,028
<b>OPERATING EXPENSES</b>									
Cost of Operations	475,552	429,563	368,701	389,276	469,072	375,355	349,441	324,400	373,362
General Operating Expenses	1,039,448	982,349	1,024,556	1,561,694	178,771	70,704	90,598	76,802	95,601
Less Capital Assets	(1,039,448)	(889,964)	(881,316)	(1,711,981)	-	-	-	-	-
Depreciation	270,497	245,965	212,375	104,199	88,470	83,754	42,054	38,153	112,388
Total Operating Expenses	746,049	767,913	724,316	343,188	736,313	529,813	482,093	439,355	581,351
<b>OPERATING INCOME (LOSS)</b>	213,047	166,262	133,379	416,197	71,009	148,735	107,897	103,615	(84,323)
<b>NONOPERATING REVENUES (EXPENSES)</b>									
Investment Income	1,037	3,122	25,430	22,611	-	-	-	-	-
Tap on Fees	-	21,000	64,545	-	42,374	27,257	-	2,350	-
Interest Expense	(91,414)	(95,683)	(96,299)	(40,405)	-	-	-	-	-
IEPA Grant	350,895	-	-	-	-	-	-	-	-
Transfers In	-	-	-	-	-	-	86,449	-	-
Transfers (Out)	-	-	-	-	-	-	(86,449)	(107,557)	-
Total Nonoperating Revenues (Expenses)	260,518	(71,561)	(6,324)	(17,794)	42,374	27,257	-	(105,207)	-
<b>INCOME (LOSS) BEFORE CONTRIBUTIONS</b>	473,565	94,701	127,055	398,403	113,383	175,992	107,897	(1,592)	(84,323)
<b>CONTRIBUTIONS</b>	-	425,391	411,843	2,614,458	411,905	113,224	-	-	53,643
<b>NET INCOME (LOSS)</b>	473,565	520,092	538,898	3,012,861	525,288	289,216	107,897	(1,592)	(30,680)
<b>NET ASSETS, MAY 1</b>	8,777,497	8,257,405	7,718,507	4,705,647	4,180,359	3,884,175	645,716	647,308	887,282
Prior Period Adjustment	-	-	-	-	-	6,968	-	-	(209,294)
<b>NET ASSETS, MAY 1, RESTATED</b>	8,777,497	8,257,405	7,718,507	4,705,647	4,180,359	3,891,143	645,716	647,308	677,988
<b>NET ASSETS, APRIL 30</b>	\$ 9,251,062	\$ 8,777,497	\$ 8,257,405	\$ 7,718,508	\$ 4,705,647	\$ 4,180,359	\$ 753,613	\$ 645,716	\$ 647,308

\* The Village implemented GASB Statement No. 34 which required combining \$3,130,562 of contributed capital to net assets.

(See independent auditor's report.)

VILLAGE OF BANNOCKBURN, ILLINOIS

LONG-TERM DEBT REQUIREMENTS  
SPECIAL TAX BONDS, SERIES 2003

April 30, 2010

---

Date of Issue	July 1, 2003
Date of Maturity	December 1, 2017
Authorized Issue	\$940,000
Interest Rates	3.50%
Interest Dates	June 1 and December 1
Principal Maturity Date	December 1

FUTURE PRINCIPAL AND INTEREST REQUIREMENTS

Fiscal Year	Tax Levy Year	Tax Levy		Totals
		Principal	Interest	
2011	2009	\$ 65,000	\$ 21,175	\$ 86,175
2012	2010	70,000	18,900	88,900
2013	2011	70,000	16,450	86,450
2014	2012	75,000	14,000	89,000
2015	2013	75,000	11,375	86,375
2016	2014	80,000	8,750	88,750
2017	2015	85,000	5,950	90,950
2018	2016	85,000	2,975	87,975
TOTAL		\$ 605,000	\$ 99,575	\$ 704,575

(See independent auditor's report.)

VILLAGE OF BANNOCKBURN, ILLINOIS

LONG-TERM DEBT REQUIREMENTS  
GENERAL OBLIGATION BONDS, SERIES 2006

April 30, 2010

Date of Issue	November 15, 2006
Date of Maturity	January 1, 2026
Authorized Issue	\$2,500,000
Interest Rates	3.70-4.00%
Interest Dates	January 1 and July 1
Principal Maturity Date	January 1

FUTURE PRINCIPAL AND INTEREST REQUIREMENTS

Fiscal Year	Tax Levy Year	Tax Levy		Totals
		Principal	Interest	
2011	2009	\$ 100,000	\$ 87,103	\$ 187,103
2012	2010	105,000	83,402	188,402
2013	2011	110,000	79,465	189,465
2014	2012	110,000	75,340	185,340
2015	2013	115,000	71,215	186,215
2016	2014	125,000	66,903	191,903
2017	2015	130,000	62,215	192,215
2018	2016	135,000	57,340	192,340
2019	2017	140,000	52,075	192,075
2020	2018	145,000	46,615	191,615
2021	2019	155,000	40,960	195,960
2022	2020	160,000	34,838	194,838
2023	2021	165,000	28,518	193,518
2024	2022	175,000	22,000	197,000
2025	2023	185,000	15,000	200,000
2026	2024	190,000	7,600	197,600
TOTAL		\$ 2,245,000	\$ 830,589	\$ 3,075,589

(See independent auditor's report.)

VILLAGE OF BANNOCKBURN, ILLINOIS

SCHEDULE OF PROPERTY TAX ASSESSED VALUATIONS, RATES, AND EXTENSIONS

Last Ten Levy Years

TAX LEVY YEAR	2009		2008		2007		2006		2005	
ASSESSED VALUATIONS	\$ 188,342,777		\$ 169,904,073		\$ 166,696,120		\$ 152,794,878		\$ 143,635,569	
	Rate	Amount	Rate	Amount	Rate	Amount	Rate	Amount	Rate	Amount
TAX RATES										
Corporate	0.129	\$ 242,962	0.125	\$ 212,380	0.125	\$ 208,370	0.132	\$ 201,689	0.135	\$ 193,908
Street and Bridge (West Deerfield and Vernon Townships)	0.030	56,503	0.029	49,272	0.029	48,061	0.030	45,567	0.028	39,950
Liability Insurance	0.019	35,785	0.019	32,282	0.018	30,005	0.017	25,975	0.017	24,418
Audit	0.010	18,834	0.010	16,990	0.010	16,670	0.010	15,279	0.010	14,364
Police	0.201	378,569	0.192	326,216	0.180	300,053	0.191	291,838	0.194	278,653
TOTAL TAX RATES/AMOUNTS	0.389	\$ 732,653	0.375	\$ 637,140	0.362	\$ 603,159	0.380	\$ 580,348	0.384	\$ 551,293
SPECIAL SERVICE AREAS*										
Special Service Area #1	0.013	\$ 2,103	0.013	\$ 2,060	0.013	\$ 1,999	0.014	\$ 2,002	-	\$ 2,062
Special Service Area #2	0.029	8,725	0.029	8,616	0.029	8,583	0.033	8,523	-	8,695
Special Service Area #7	-	38,862	-	38,862	-	38,863	-	38,862	-	38,862
Special Service Area #8	-	5,355	-	5,355	-	5,355	-	5,355	-	5,355
Special Service Area #9	-	5,355	-	5,355	-	5,355	-	5,355	-	5,355
Special Service Area #10	-	32,128	-	32,128	-	32,128	-	32,128	-	32,128
Special Service Area #11	-	-	0.130	16,049	0.143	17,250	0.169	18,342	-	19,606
Special Service Area #12	-	-	0.118	11,586	0.124	12,436	0.168	13,340	-	14,195
Special Service Area #13	-	12,704	-	12,704	-	12,704	-	12,704	-	12,704
Special Service Area #14	-	9,162	-	9,162	-	9,162	-	9,162	-	9,162
Special Service Area #15	-	87,422	-	87,422	-	87,422	-	87,422	-	87,422
Special Service Area #16	-	37,178	-	37,178	-	37,178	-	37,178	-	37,178

(This schedule is continued on the following page.)

VILLAGE OF BANNOCKBURN, ILLINOIS

SCHEDULE OF PROPERTY TAX ASSESSED VALUATIONS, RATES, AND EXTENSIONS (Continued)

Last Ten Levy Years

TAX LEVY YEAR	2004		2003		2002		2001		2000	
ASSESSED VALUATIONS	\$ 134,832,956		\$ 128,711,344		\$ 121,973,058		\$ 111,102,753		\$ 103,796,394	
	Rate	Amount	Rate	Amount	Rate	Amount	Rate	Amount	Rate	Amount
TAX RATES										
Corporate	0.138	\$ 186,069	0.137	\$ 176,335	0.138	\$ 168,323	0.146	\$ 162,210	0.149	\$ 154,657
Street and Bridge (West Deerfield and Vernon Townships)	0.027	36,145	0.028	35,787	0.030	36,348	0.029	31,987	0.029	29,855
Liability Insurance	0.016	21,573	0.016	20,594	0.016	19,516	0.017	18,887	0.017	17,645
Audit	0.008	10,787	0.008	10,297	0.008	9,758	0.009	9,999	0.009	9,342
Police	0.199	268,318	0.195	250,987	0.198	241,507	0.203	225,539	0.210	217,972
TOTAL TAX RATES/AMOUNTS	0.388	\$ 522,892	0.384	\$ 494,000	0.390	\$ 475,452	0.404	\$ 448,622	0.414	\$ 429,471
SPECIAL SERVICE AREAS*										
Special Service Area #1	-	\$ 2,118	-	\$ 2,006	-	\$ 2,071	-	\$ 2,001	-	\$ 2,037
Special Service Area #2	-	8,607	-	8,522	-	8,675	-	-	-	8,629
Special Service Area #7	-	38,862	-	38,862	-	38,862	-	38,862	-	38,862
Special Service Area #8	-	5,355	-	5,355	-	5,355	-	5,355	-	5,355
Special Service Area #9	-	5,355	-	5,355	-	5,355	-	5,355	-	5,355
Special Service Area #10	-	32,128	-	32,128	-	32,128	-	32,128	-	32,128
Special Service Area #11	-	20,748	-	21,918	-	23,118	-	24,271	-	25,477
Special Service Area #12	-	15,053	-	15,918	-	16,717	-	17,590	-	18,444
Special Service Area #13	-	12,704	-	12,704	-	12,704	-	12,704	-	-
Special Service Area #14	-	9,162	-	9,162	-	9,162	-	9,162	-	-
Special Service Area #15	-	87,422	-	87,422	-	-	-	-	-	-
Special Service Area #16	-	-	-	-	-	-	-	-	-	-

\* These are not levied based on ad valorem, instead they are levied by a fixed amount for each parcel of property.

(See independent auditor's report.)

VILLAGE OF BANNOCKBURN, ILLINOIS

SUMMARY STATEMENT OF NET ASSETS

Last Five Fiscal Years  
Presented in Thousands (,000)

	Governmental Activities					Business-Type Activities					Total Primary Government				
	2010	2009	2008	2007	2006	2010	2009	2008	2007	2006	2010	2009	2008	2007	2006
<b>ASSETS</b>															
Current and Other Assets	\$ 9,478	\$ 13,709	\$ 13,777	\$ 12,803	\$ 11,109	\$ 1,202	\$ 866	\$ 1,337	\$ 2,003	\$ 621	\$ 10,680	\$ 14,575	\$ 15,114	\$ 14,806	\$ 11,730
Capital Assets	7,590	6,570	5,180	5,218	4,718	11,306	10,530	9,461	8,367	4,139	18,896	17,100	14,641	13,585	8,857
Total Assets	17,068	20,279	18,957	18,021	15,827	12,508	11,396	10,798	10,370	4,760	29,576	31,675	29,755	28,391	20,587
<b>LIABILITIES</b>															
Long-Term Liabilities	848	4,651	4,483	5,055	4,292	2,825	2,324	2,323	2,412	-	3,673	6,975	6,806	7,467	4,292
Other Liabilities	1,618	3,550	3,954	4,173	2,600	432	295	218	240	55	2,050	3,845	4,172	4,413	2,655
Total Liabilities	2,466	8,201	8,437	9,228	6,892	3,257	2,619	2,541	2,652	55	5,723	10,820	10,978	11,880	6,947
<b>NET ASSETS</b>															
Investment in Capital Assets, Net of Debt	6,985	3,912	1,803	833	1,958	8,481	8,206	7,048	5,885	4,139	15,466	12,118	8,851	6,718	6,097
Restricted	952	2,681	2,273	3,147	2,089	-	316	316	1,018	-	952	2,997	2,589	4,165	2,089
Unrestricted	6,665	5,485	6,443	4,813	4,887	770	255	893	816	566	7,435	5,740	7,336	5,629	5,453
Total Net Assets	\$ 14,602	\$ 12,078	\$ 10,519	\$ 8,793	\$ 8,934	\$ 9,251	\$ 8,777	\$ 8,257	\$ 7,719	\$ 4,705	\$ 23,853	\$ 20,855	\$ 18,776	\$ 16,512	\$ 13,639

(See independent auditor's report.)



VILLAGE OF BANNOCKBURN, ILLINOIS

SUMMARY STATEMENT OF ACTIVITIES

Last Five Fiscal Years  
Presented in Thousands (\$,000)

	Governmental Activities					Business-Type Activities					Total Primary Government				
	2010	2009	2008	2007	2006	2010	2009	2008	2007	2006	2010	2009	2008	2007	2006
<b>REVENUES</b>															
Program Revenue:															
Charges for Services	\$ 243	\$ 373	\$ 423	\$ 279	\$ 247	\$ 959	\$ 925	\$ 858	\$ 759	\$ 807	\$ 1,202	\$ 1,298	\$ 1,281	\$ 1,038	\$ 1,054
Operating Grants and Contributions	125	64	59	68	48	-	-	-	-	-	125	64	59	68	48
Capital Grants and Contributions	53	-	-	-	-	351	30	65	-	42	404	30	65	-	42
Tap-In/Connection Fees	-	-	-	-	-	-	-	-	-	-	-	-	-	-	-
General Revenues:															
Property Taxes	2,238	2,168	1,954	1,706	1,671	-	-	-	-	-	-	2,168	1,954	1,706	1,671
Other Taxes (Sales, Use, Telecomm, Income, Hotel)	1,352	1,338	1,765	1,737	1,688	-	-	-	-	-	2,238	1,338	1,765	1,737	1,688
Investment Income and Miscellaneous Contributions	2,795	731	906	1,102	467	1	3	25	23	-	1,352	734	931	1,125	467
Contributions	-	280	-	-	-	-	425	412	2,614	412	2,796	705	412	2,614	412
<b>Total Revenues</b>	<b>6,806</b>	<b>4,954</b>	<b>5,107</b>	<b>4,892</b>	<b>4,121</b>	<b>1,311</b>	<b>1,383</b>	<b>1,360</b>	<b>3,396</b>	<b>1,261</b>	<b>8,117</b>	<b>6,337</b>	<b>6,467</b>	<b>8,288</b>	<b>5,382</b>
<b>EXPENSES</b>															
General Government	1,438	1,198	1,519	3,342	1,449	-	-	-	-	-	1,438	1,198	1,519	3,342	1,449
Public Safety	1,125	1,158	1,067	1,080	922	-	-	-	-	-	1,125	1,158	1,067	1,080	922
Road and Bridge	860	728	458	271	211	-	-	-	-	-	860	728	458	271	211
Interest and Fiscal Charges	861	311	338	341	331	-	-	-	-	-	861	311	338	341	331
Water and Sewer	-	-	-	-	-	837	864	821	384	736	837	864	821	384	736
<b>Total Expense</b>	<b>4,284</b>	<b>3,395</b>	<b>3,382</b>	<b>5,034</b>	<b>2,913</b>	<b>837</b>	<b>864</b>	<b>821</b>	<b>384</b>	<b>736</b>	<b>5,121</b>	<b>4,259</b>	<b>4,203</b>	<b>5,418</b>	<b>3,649</b>
<b>CHANGE IN NET ASSETS</b>	<b>2,522</b>	<b>1,559</b>	<b>1,725</b>	<b>(142)</b>	<b>1,208</b>	<b>474</b>	<b>519</b>	<b>539</b>	<b>3,012</b>	<b>525</b>	<b>2,996</b>	<b>2,078</b>	<b>2,264</b>	<b>2,870</b>	<b>1,733</b>
<b>NET ASSETS</b>															
May 1	12,078	10,519	8,793	8,934	7,726	8,777	8,257	7,719	4,706	4,180	20,855	18,776	16,512	13,640	11,906
April 30	\$ 14,600	\$ 12,078	\$ 10,518	\$ 8,792	\$ 8,934	\$ 9,251	\$ 8,776	\$ 8,258	\$ 7,717	\$ 4,705	\$ 23,851	\$ 20,854	\$ 18,776	\$ 16,509	\$ 13,639

(See independent auditor's report.)

VILLAGE OF BANNOCKBURN, ILLINOIS

SCHEDULE OF FUND REVENUES AND EXPENDITURES/EXPENSES

Last Four Fiscal Years

	Revenues				Expenditures/Expenses			
	2010	2009	2008	2007	2010	2009	2008	2007
<b>MAJOR FUNDS</b>								
General	\$ 1,946,393	\$ 2,317,663	\$ 3,061,621	\$ 3,040,887	\$ 1,189,776	\$ 1,158,510	\$ 1,079,875	\$ 989,876
TIF Debt Service	1,336,283	1,304,200	1,137,275	930,184	2,999,132	722,120	1,054,790	1,671,991
Water Reservoir *	-	3,800	25,170	81,112	-	79,997	465,770	2,481,921
Police	428,239	380,989	390,848	379,637	962,553	1,063,897	933,961	958,145
Special Service Area #16 *	37,182	-	-	-	24,509	-	-	-
Road and Bridge	635,531	264,154	105,929	50,256	1,471,206	1,693,558	489,210	736,124
<b>NONMAJOR FUNDS</b>								
Special Revenue	97,639	101,941	105,204	128,439	62,644	203,349	42,956	57,705
Water Reservoir Project *	5	-	-	-	216,475	-	-	-
Debt Service	218,237	318,482	263,066	264,271	142,120	132,169	142,020	147,520
<b>PROPRIETARY</b>								
Water	1,109,759	788,214	770,391	663,804	652,237	657,039	651,715	246,755
Sewer	201,269	170,083	177,279	118,192	185,226	206,557	168,900	136,838

Notes: Revenues exclude interfund infrastructure contributions and interfund transfers.

Expenditures include operations, capital, and debt service.

Expenditures exclude interfund transfers.

Special Revenue Funds are Motor Fuel Tax, Audit, Liability Insurance, Special Service Area #1, and Special Service Area #2.

Nonmajor Debt Service Funds are Special Service Areas #4, #7, #8, #9, #10, #11, #12, #13, #14, #15, #16.\*

\* Classification changes from fiscal year to fiscal year

(See independent auditor's report.)