

VILLAGE OF BANNOCKBURN, ILLINOIS

ANNUAL FINANCIAL REPORT

For the Year Ended  
April 30, 2008

**A Sikich LLP**

Certified Public Accountants & Advisors

VILLAGE OF BANNOCKBURN, ILLINOIS  
TABLE OF CONTENTS

---

	<u>Page(s)</u>
FINANCIAL SECTION	
INDEPENDENT AUDITOR’S REPORT.....	1-2
GENERAL PURPOSE EXTERNAL FINANCIAL STATEMENTS	
Management’s Discussion and Analysis.....	MD&A 1-14
Basic Financial Statements	
Government-Wide Financial Statements	
Statement of Net Assets.....	3
Statement of Activities.....	4-5
Fund Financial Statements	
Governmental Funds	
Balance Sheet.....	6-7
Reconciliation of Fund Balances of Governmental Funds to the Governmental Activities in the Statement of Net Assets.....	8
Statement of Revenues, Expenditures, and Changes in Fund Balances.....	9-10
Reconciliation of the Governmental Funds Statement of Revenues, Expenditures, and Changes in Fund Balances to the Governmental Activities in the Statement of Activities.....	11
Proprietary Funds	
Statement of Net Assets.....	12
Statement of Revenues, Expenses, and Changes in Fund Net Assets.....	13
Statement of Cash Flows.....	14
Notes to Financial Statements.....	15-37

VILLAGE OF BANNOCKBURN, ILLINOIS  
 TABLE OF CONTENTS (Continued)

Page(s)

FINANCIAL SECTION (Continued)

GENERAL PURPOSE EXTERNAL FINANCIAL STATEMENTS (Continued)

Required Supplementary Information

Schedule of Revenues, Expenditures, and Changes in Fund Balance - Budget and Actual	
General Fund .....	38
Police Fund.....	39
Road and Bridge Fund .....	40
Illinois Municipal Retirement Fund	
Schedule of Funding Progress.....	41
Schedule of Employer Contributions .....	42
Notes to Required Supplementary Information .....	43

COMBINING AND INDIVIDUAL FUND  
 FINANCIAL STATEMENTS AND SCHEDULES

MAJOR GOVERNMENTAL FUNDS

Schedule of Expenditures - Budget and Actual - General Fund .....	44
Schedule of Revenues, Expenditures, and Changes in Fund Balance - Budget and Actual	
Water Reservoir Project Fund .....	45
TIF Debt Service Fund .....	46

NONMAJOR GOVERNMENTAL FUNDS

Combining Balance Sheet .....	47
Combining Statement of Revenues, Expenditures, and Changes in Fund Balances.....	48
Nonmajor Special Revenue Funds	
Combining Balance Sheet.....	49-50
Combining Statement of Revenues, Expenditures, and Changes in Fund Balances .....	51-52
Schedule of Revenues, Expenditures, and Changes in Fund Balance - Budget and Actual	
Motor Fuel Tax Fund .....	53
Audit Fund.....	54

VILLAGE OF BANNOCKBURN, ILLINOIS  
 TABLE OF CONTENTS (Continued)

Page(s)

FINANCIAL SECTION (Continued)

COMBINING AND INDIVIDUAL FUND  
 FINANCIAL STATEMENTS AND SCHEDULES (Continued)

NONMAJOR GOVERNMENTAL FUNDS (Continued)

Nonmajor Special Revenue Funds (Continued)

Schedule of Revenues, Expenditures, and Changes in Fund Balance - Budget and Actual	
Liability Insurance Fund .....	55
Special Service Area #1 Fund .....	56
Special Service Area #2 Fund .....	57

Nonmajor Debt Service Funds

Combining Balance Sheet .....	58-59
Combining Statement of Revenues, Expenditures, and Changes in Fund Balances .....	60-61
Schedule of Revenues, Expenditures, and Changes in Fund Balance - Budget and Actual	
Special Service Area #4 Fund .....	62
Special Service Area #7 Fund .....	63
Special Service Area #8 Fund .....	64
Special Service Area #9 Fund .....	65
Special Service Area #10 Fund.....	66
Special Service Area #11 Fund.....	67
Special Service Area #12 Fund.....	68
Special Service Area #13 Fund.....	69
Special Service Area #14 Fund.....	70
Special Service Area #15 Fund.....	71
Special Service Area #16 Fund.....	72

PROPRIETARY FUNDS

Schedule of Revenues, Expenses, and Changes in Net Assets - Water Fund - Budget and Actual.....	73
Schedule of Revenues, Expenses, and Changes in Net Assets - Sewer Fund - Budget and Actual .....	74

VILLAGE OF BANNOCKBURN, ILLINOIS  
TABLE OF CONTENTS (Continued)

---

Page(s)

FINANCIAL SECTION (Continued)

SUPPLEMENTARY SCHEDULES

Schedule of Water and Sewer Fund Operating Activity - Last Seven Fiscal Years .....	75
Long-Term Debt Requirements	
Tax Increment Allocation Revenue Bonds, Series 1990A .....	76
Special Tax Bonds, Series 2003.....	77
General Obligation Bonds, Series 2006 .....	78
Tax Increment Revenue Bonds, Series 2006B .....	79
Schedule of Property Tax Assessed Valuations, Rates, and Extensions - Last Ten Levy Years .....	80-81



998 Corporate Boulevard • Aurora, IL 60502

*Members of American Institute of  
Certified Public Accountants &  
Illinois CPA Society*

INDEPENDENT AUDITOR'S REPORT

The Honorable Village President  
Members of the Board of Trustees  
Village of Bannockburn, Illinois

We have audited the accompanying financial statements of the governmental activities, the business-type activities, each major fund, and the aggregate remaining fund information of the Village of Bannockburn, Illinois as of and for the year ended April 30, 2008, which collectively comprise the Village of Bannockburn, Illinois' basic financial statements as listed in the table of contents. These basic financial statements are the responsibility of the Village of Bannockburn, Illinois' management. Our responsibility is to express opinions on these financial statements based on our audit.

We conducted our audit in accordance with auditing standards generally accepted in the United States of America. Those standards require that we plan and perform the audit to obtain reasonable assurance about whether the basic financial statements are free of material misstatement. An audit includes examining, on a test basis, evidence supporting the amounts and disclosures in the basic financial statements. An audit also includes assessing the accounting principles used and significant estimates made by management, as well as evaluating the overall basic financial statement presentation. We believe that our audit provides a reasonable basis for our opinions.

In our opinion, the financial statements referred to above present fairly, in all material respects, the respective financial position of the governmental activities, the business-type activities, each major fund, and the aggregate remaining fund information of the Village of Bannockburn, Illinois, as of April 30, 2008, and the respective changes in financial position and, where applicable, cash flows thereof for the year then ended in conformity with accounting principles generally accepted in the United States of America.

The Management's Discussion and Analysis and other required supplementary information listed in the table of contents are not required parts of the basic financial statements but are supplementary information required by the Governmental Accounting Standards Board. We have applied certain limited procedures, which consisted principally of inquiries of management regarding the methods of measurement and presentation of the supplementary information. However, we did not audit the information and express no opinion on it.

Our audit was conducted for the purpose of forming opinions on the financial statements that collectively comprise the Village of Bannockburn, Illinois' basic financial statements. The accompanying financial information listed as combining and individual fund financial statements and schedules and supplementary schedules are presented for purposes of additional analysis and are not a required part of the basic financial statements of the Village of Bannockburn, Illinois. Such information has been subjected to the auditing procedures applied in the audit of the basic financial statements and, in our opinion, is fairly presented in all material respects in relation to the basic financial statements taken as a whole.

A handwritten signature in black ink, appearing to read "S. Kich LLP". The signature is written in a cursive, flowing style.

Aurora, Illinois  
September 2, 2008

GENERAL PURPOSE EXTERNAL FINANCIAL STATEMENTS



**VILLAGE OF BANNOCKBURN, ILLINOIS**  
**MANAGEMENT'S DISCUSSION AND ANALYSIS**  
**April 30, 2008**

---

The Village of Bannockburn's (the "Village") Management's Discussion and Analysis is designed to (1) assist the reader in focusing on significant financial issues, (2) provide an overview of the Village's financial activity, (3) identify changes in the Village's financial position (its ability to address subsequent year challenges), and (4) identify individual fund issues or concerns.

Since Management's Discussion and Analysis (MD&A) is designed to focus on the current year's activities, resulting changes, and currently known facts, please read it in conjunction with the Village's financial statements (beginning on page 3).

**I. FINANCIAL HIGHLIGHTS**

- The assets of the Village exceeded its liabilities at the close of the fiscal year by \$18.7 million (net assets), a 13% increase from the April 30, 2007 report. Of this amount, \$14.6 million are capital assets, and \$7.3 million are unrestricted net assets which may be used to meet the Village's ongoing obligations to its citizens.
- The Proprietary Funds (Business-Type Activities) have Unrestricted Net Assets of \$893,246. This change reflects the planned decrease in available cash as bond proceeds were utilized for capital assets and principal payments began for debt reduction. Programmed user fee increases continued to help fund upcoming Sewer Fund Capital projects as well as meet structured debt obligations in the Water Fund.
- The Village's Governmental Fund balances increased \$1,725,909, or 19.6%.
- Of the Major Funds, the Police and Road & Bridge deficit balances will be funded through future revenues and Interfund Transfers. The TIF Debt Service balance funds TIF debt obligations through the life of the TIF. The Water Reservoir Project balance, resulting from remaining bond proceeds and interest earnings, funds reservoir construction and TIF project costs.
- The Village's General Fund balance increased \$1,028,896, or 12.1%. The General Fund balance increase is in anticipation of funding several upcoming capital improvement projects and the on-going need to support the Police and other Nonmajor Governmental Funds that have insufficient revenue to continue to provide the high service levels recognized in the Village.
- The Business-Type Activities include Contributions of \$411,843 from the Tax Increment Financing District reservoir project.
- The Water Fund is making scheduled debt payments for the \$2,500,000 in General Obligation Bonds issued in 2006 for myriad scheduled water infrastructure projects. The Village

received Standard & Poor's AAA rating in fiscal 2007. This rating facilitated favorable interest rates for this 20-year issue.

- The Tax Increment Financing District is making scheduled debt payments for the \$1,995,000 in bonds issued in 2006.

## **II. USING THE FINANCIAL SECTION OF THIS ANNUAL FINANCIAL REPORT**

The Village's financial statements present two kinds of statements, each with a different snapshot of the Village's finances. The financial statements' focus is on both the Village as a whole (government-wide) and on the major individual funds. Both perspectives (government-wide and major fund) allow the user to address the relevant question "Is the Village in a better financial position than it was one year ago?", provide a basis for comparison (year-to-year or government-to-government), and enhance the Village's accountability. Consideration of other non-financial factors, such as changes in the Village's sales and other taxing bases, and the condition of various infrastructure, is needed to assess the overall health of the Village.

### **A. Government-Wide Financial Statements**

The government-wide financial statements (see pages 3 - 5) are designed to be corporate-like in that all governmental and business-type activities are consolidated into columns that add to a total for the Primary Government. The focus of the Statement of Net Assets (the "Unrestricted Net Assets") is designed to be similar to bottom line results for the Village and its governmental and business-type activities. This statement combines and consolidates the governmental fund's current financial resources (short-term spendable resources) with capital assets and long-term obligations using the accrual basis of accounting and economic resources measurement focus.

The Statement of Activities (see pages 4 - 5) is focused on both the gross and net cost of various activities (including governmental and business-type), which are supported by the government's general taxes and other resources. This is intended to summarize and simplify the user's analysis of the cost of various governmental services and/or subsidy to various business-type activities.

The Governmental Activities reflect the Village's basic services, including police, roads, open space, and administration. Shared state sales and income taxes, real estate taxes, telecommunications taxes, licenses and permits, and interest earnings finance the majority of these services. The Business-Type Activities reflect private sector-type operations (Water and Sewer) where the regular charges for service typically cover all or most of the cost of operation, including depreciation.

### **B. Fund Financial Statements**

Traditional users of governmental financial statements will find the Fund Financial Statements presentation more familiar. A fund is an accountability unit used to maintain control over resources segregated for specific activities or objectives. The Village uses funds to ensure and demonstrate compliance with finance-related federal, state, and local laws and regulations. Within the basic financial statements, fund financial statements focus on the Village's most significant funds rather than the Village as a whole. Major funds are separately reported while all others are combined into a single, aggregated

column. Individual fund data for nonmajor funds is provided in the form of combining statements in a later section of this report.

The Governmental Major Funds (see pages 6 - 10) are reported in the fund financial statements and encompass essentially the same functions reported as governmental activities in the government-wide financial statements. However, Governmental Fund statements report short-term fiscal accountability focusing on the use of spendable resources and balances of spendable resources available at the end of the year. They are useful in evaluating annual financing requirements of governmental programs and the commitment of spendable resources for the near-term.

The government-wide financial statements provide a long-term view. Comparisons between the individual governmental fund statements and the government-wide statements provide information about financing decisions and the amount invested in and available for maintaining and improving infrastructure. Review of these two perspectives can provide insight into the long-term impact of short-term financing decisions. Both the governmental fund balance sheet and the governmental fund statement of revenues, expenditures and changes in fund balances are reconciled with the Government-Wide financial statements to show the differences between these two perspectives.

Budgetary comparison schedules for other funds can be found in a later section of this report. These statements and schedules demonstrate compliance with the Village's budget.

Business-Type activities are reported in the Proprietary Fund Statements (see pages 12 - 14). These fund financial statements are for those services for which the Village charges customers a fee. There are two kinds of proprietary funds, enterprise and internal service. Enterprise funds essentially encompass the same functions reported as Business-Type activities in the government-wide statements. Enterprise fund services are primarily provided to customers external to the Village organization, such as those of the water and sewer utilities. The Village does not currently utilize internal service funds.

Proprietary fund statements provide both long-term and short-term financial information consistent with the focus provided by the government-wide financial statements, but with more detail for major enterprise funds.

The accompanying notes to the financial statements provide information essential to a full understanding of the government-wide and fund financial statements. The notes to the financial statements begin on page 15 of this report.

In addition to the basic financial statements and accompanying notes, this report also presents certain required supplementary information concerning the Village's funding of pension benefit obligations to its employees and budgetary information beginning on page 38.

Major funds are reported in the basic financial statements as discussed. Combining and individual statements and schedules for nonmajor funds are presented in a subsequent section of this report beginning on page 47.

### III. FINANCIAL ANALYSIS OF THE VILLAGE AS A WHOLE

The Village implemented the financial reporting model (GASB #34) beginning with the fiscal year ended April 30, 2005. Over time, as year-to-year financial information is accumulated on a consistent basis, changes in net assets may be observed and used to analyze the changing financial position of the Village as a whole. The inclusion of historical data in these analyses enhances the usefulness of this data.

#### Statement of Net Assets As of April 30, 2008, April 30, 2007 and April 30, 2006

Presented in Thousands (,000)

	Governmental Activities			Business-Type Activities			Total Primary Government		
	2008	2007	2006	2008	2007	2006	2008	2007	2006
Current & Other Assets	\$13,777	\$12,803	\$11,109	\$1,337	\$2,003	\$621	\$15,114	\$14,806	\$11,731
Capital Assets	\$5,180	<u>\$5,218</u>	<u>\$4,718</u>	<u>\$9,461</u>	<u>\$8,367</u>	<u>\$4,139</u>	<u>\$14,641</u>	<u>\$13,586</u>	<u>\$8,857</u>
<b>Total Assets</b>	\$18,957	\$18,021	\$15,827	\$10,798	\$10,370	\$4,761	\$29,755	\$28,392	\$20,588
Long-Term Liabilities	\$4,483	\$5,055	\$4,292	\$2,323	\$2,412	\$0	\$6,806	\$7,467	\$4,292
Other Liabilities	<u>\$3,954</u>	<u>\$4,173</u>	<u>\$2,600</u>	<u>\$218</u>	<u>\$240</u>	<u>\$55</u>	<u>\$4,172</u>	<u>\$4,412</u>	<u>\$2,655</u>
<b>Total Liabilities</b>	\$8,437	\$9,228	\$6,893	\$2,541	\$2,652	\$55	\$10,978	\$11,880	\$6,948
Net Assets:									
Investment in Capital Assets, Net of Debt	\$1,803	\$833	\$1,958	\$7,048	\$5,885	\$4,139	\$8,851	\$6,718	\$6,097
Restricted	\$2,273	\$3,147	\$2,089	\$316	\$1,018	\$0	\$2,590	\$4,165	\$2,089
Unrestricted	<u>\$6,443</u>	<u>\$4,813</u>	<u>\$4,887</u>	<u>\$893</u>	<u>\$816</u>	<u>\$566</u>	<u>\$7,336</u>	<u>\$5,629</u>	<u>\$5,453</u>
<b>Total Net Assets</b>	<u>\$10,519</u>	<u>\$8,793</u>	<u>\$8,934</u>	<u>\$8,257</u>	<u>\$7,719</u>	<u>\$4,706</u>	<u>\$18,777</u>	<u>\$16,512</u>	<u>\$13,640</u>

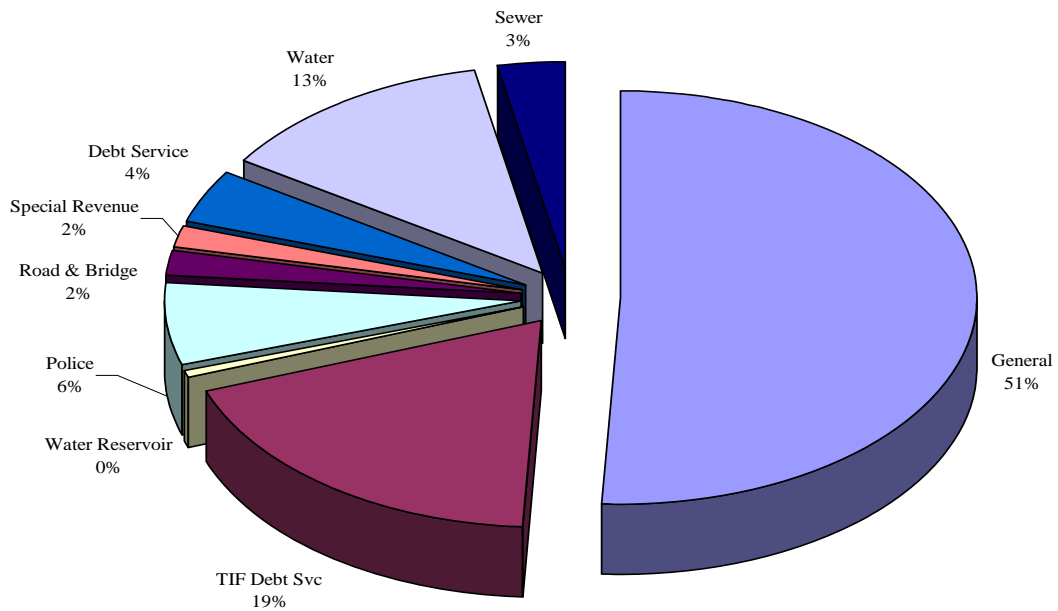
During FY 2008, just under one million in capital projects were undertaken, utilizing both bond proceeds and available reserves. This is clearly reflected in the graphical depictions of the Fund Activities (Revenues and Expenditures), changes in Current Assets, Capital Assets, and Unrestricted balances for Governmental and Business-Type Activities, and a condensed Statement of Activities that follow.

**Fund Activities April 30, 2008 and 2007**

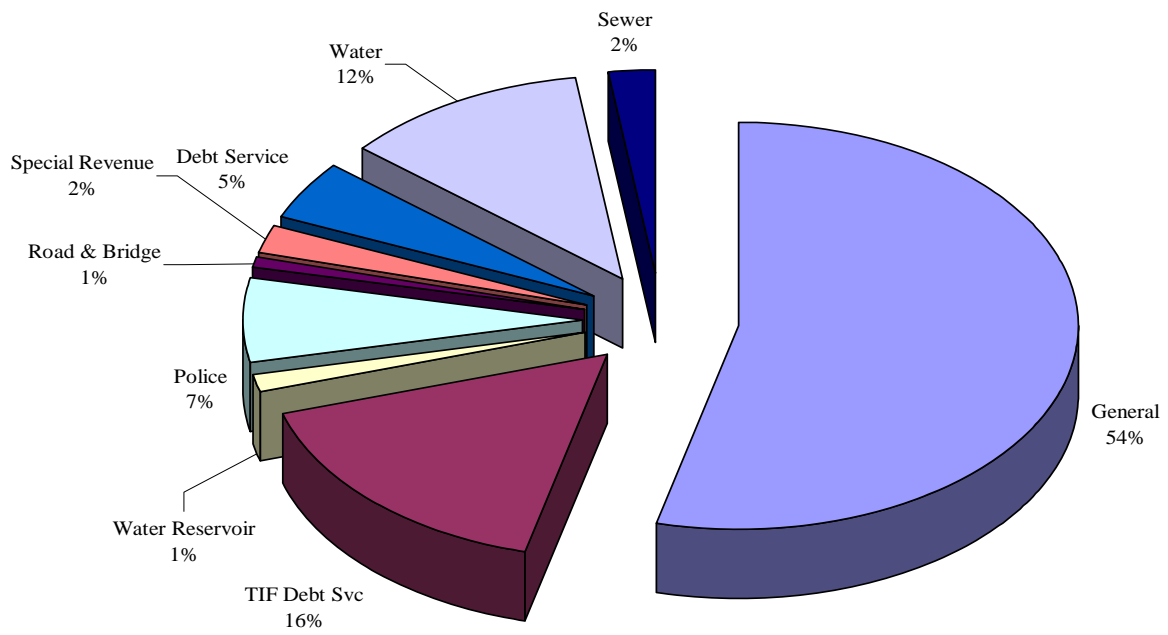
	<u>Revenues</u>		<u>Expenditures</u>	
	2008	2007	2008	2007
<b>Major Funds</b>				
General	\$3,061,621	\$3,040,887	\$1,079,875	\$989,876
TIF Debt Svc	\$1,137,275	\$930,184	\$1,054,790	\$1,671,991
Water Reservoir	\$25,170	\$81,112	\$465,770	\$2,481,921
Police	\$390,848	\$379,637	\$933,961	\$958,145
Road & Bridge	\$105,929	\$50,256	\$489,210	\$736,124
<b>Nonmajor Funds</b>				
Special Revenue	\$105,204	\$128,439	\$42,956	\$57,705
Debt Service	\$263,066	\$264,271	\$142,020	\$147,520
<b>Proprietary</b>				
Water	\$770,391	\$663,804	\$651,715	\$246,755
Sewer	\$177,279	\$118,192	\$168,900	\$136,838

**Notes:** Revenues exclude interfund infrastructure contributions and interfund transfers.  
Expenditures include operations, capital and debt service.  
Expenditures exclude interfund transfers.  
Special Revenue Funds are MFT, Audit, Liability Insurance, SSA #1, and SSA #2  
Non-Major Debt Service Funds are SSA 4-7-8-9-10-11-12-13-14-15-16

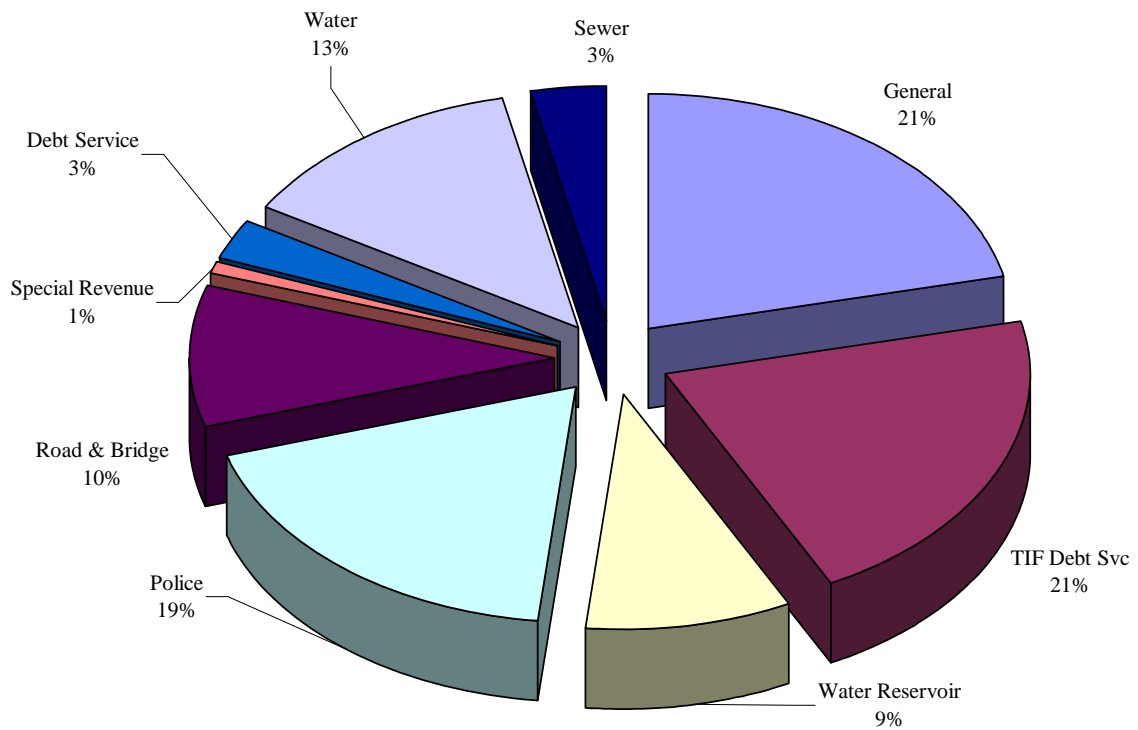
**Revenues by Fund 2008**



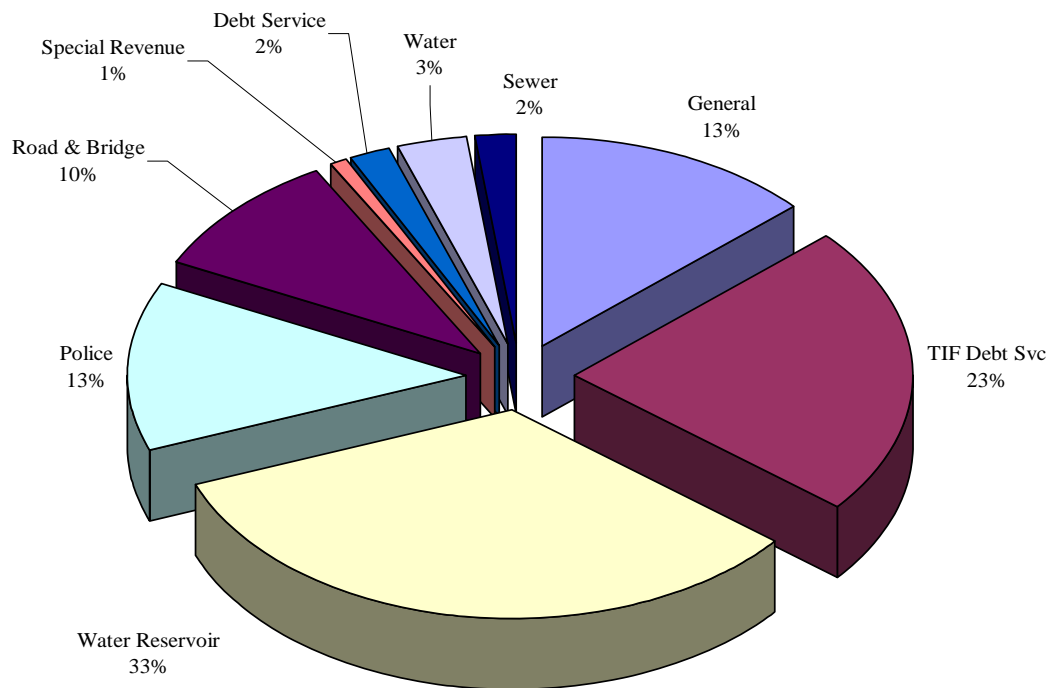
**Revenues by Fund 2007**



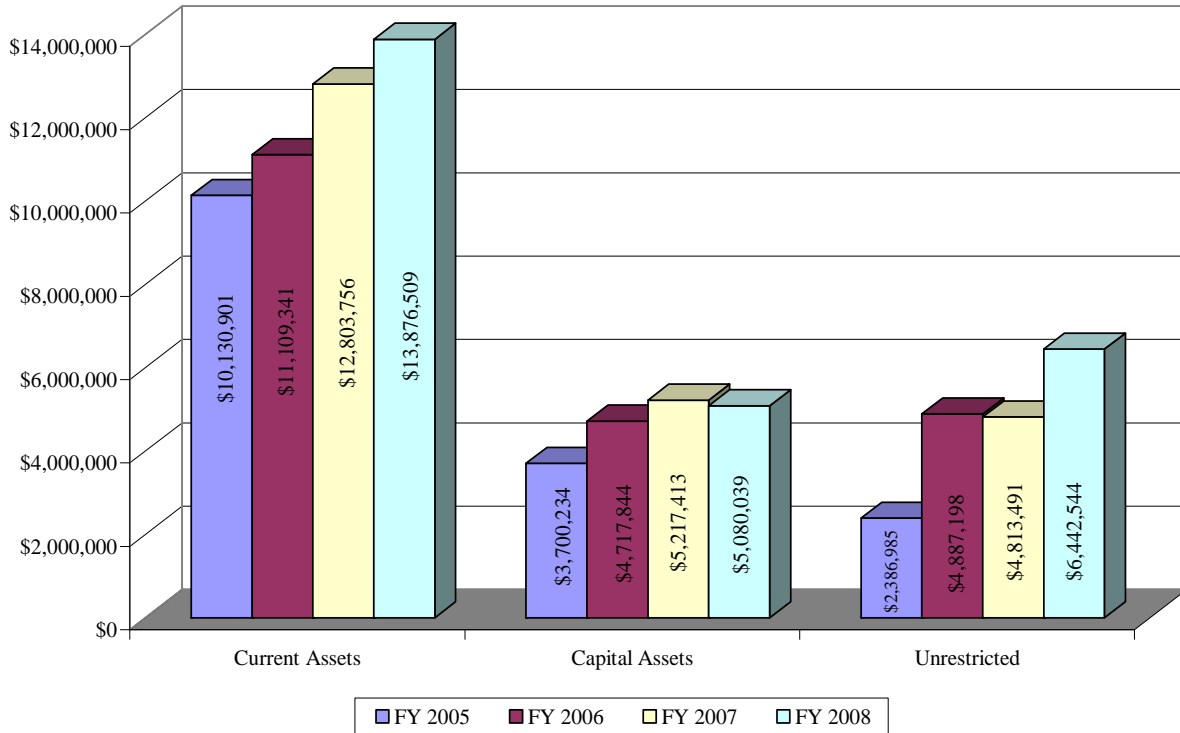
### Expenditures by Fund 2008



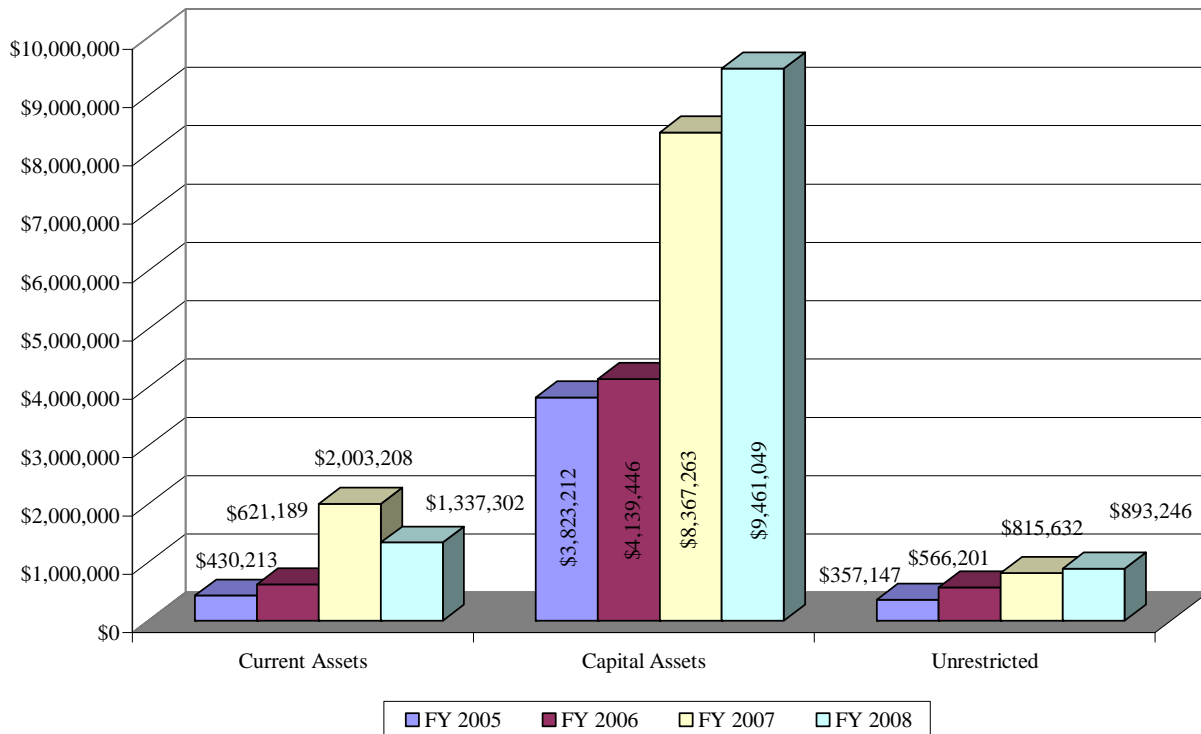
### Expenditures by Fund 2007



**Governmental Activities FY 2005 vs. FY 2006 vs. FY 2007 vs. FY 2008**



**Business-Type Activities FY 2005 vs. FY 2006 vs. FY 2007 vs. FY 2008**





## Statement of Activities As of April 30, 2008, April 30, 2007 and April 30, 2006

Revenues	Governmental Activities			Business-Type Activities			Total Primary Government		
	2008	2007	2006	2008	2007	2006	2008	2007	2006
Program Revenue:									
Charges for Services	\$423,286	\$279,427	\$246,548	\$857,695	\$759,385	\$807,322	\$1,280,981	\$1,038,812	\$1,053,870
Operating Grants & Contributions	\$58,594	\$67,807	\$48,018	\$0	\$0	\$0	\$58,594	\$67,807	\$48,018
Tap-In/Connection Fees	\$0	\$0	\$0	\$64,545	\$0	\$42,374	\$64,545	\$0	\$42,374
General Revenues:									
Property Taxes	\$1,954,194	\$1,706,496	\$1,671,384	\$0	\$0	\$0	\$1,954,194	\$1,706,496	\$1,671,384
Other Taxes (Sales, Use, Telecomm, Income, Hotel)	\$1,764,567	\$1,737,398	\$1,687,534	\$0	\$0	\$0	\$1,764,567	\$1,737,398	\$1,687,534
Investment Income & Miscellaneous	\$906,493	\$1,102,207	\$466,851	\$25,430	\$22,611	\$0	\$931,923	\$1,124,818	\$466,851
Contributions	\$0	\$0	\$0	\$411,843	\$2,614,458	\$411,905	\$411,843	\$2,614,458	\$411,905
Total Revenues	\$5,107,134	\$4,893,335	\$4,120,335	\$1,359,513	\$3,396,454	\$1,261,601	\$6,466,647	\$8,289,789	\$5,381,936
Expenses									
General Government	\$1,518,618	\$3,341,901	\$1,448,788	\$0	\$0	\$0	\$1,518,618	\$3,341,901	\$1,448,788
Public Safety	\$1,067,149	\$1,080,082	\$921,574	\$0	\$0	\$0	\$1,067,149	\$1,080,082	\$921,574
Road & Bridge	\$457,641	\$271,154	\$211,071	\$0	\$0	\$0	\$457,641	\$271,154	\$211,071
Interest & Fiscal Charges	\$337,817	\$341,107	\$330,598	\$0	\$0	\$0	\$337,817	\$341,107	\$330,598
Water & Sewer	\$0	\$0	\$0	\$820,615	\$383,593	\$736,313	\$820,615	\$383,593	\$736,313
Total Expense	\$3,381,225	\$5,034,244	\$2,912,031	\$820,615	\$383,593	\$736,313	\$4,201,840	\$5,417,837	\$3,648,344
Change in Net Assets	\$1,725,909	(\$140,909)	\$1,208,304	\$538,898	\$3,012,861	\$525,288	\$2,264,807	\$2,871,952	\$1,733,592
Net Assets									
May 1	\$8,793,363	\$8,934,272	\$7,725,968	\$7,718,507	\$4,705,647	\$4,180,359	\$16,511,870	\$13,639,919	\$11,906,327
April 30	\$10,519,272	\$8,793,363	\$8,934,272	\$8,257,405	\$7,718,507	\$4,705,647	\$18,776,677	\$16,511,870	\$13,639,919

#### IV. NORMAL IMPACTS

There are eight normal (basic) impacts affecting the comparability of the Statement of Net Assets summary presentation. They are as follows:

- **Economic Conditions** – the declining, stable or growing economic environment has a substantial impact on state income and sales tax revenues, as well as public spending habits for building permits, elective user fees, and volumes of consumption.
- **Net Results of Activities** – this will affect (increase/decrease) current assets and unrestricted net assets.
- **Borrowing for Capital** – this will increase current assets and long-term debt.
- **Spending Borrowed Proceeds on New Capital** - this will reduce current assets and increase capital assets. There is a second impact, an increase in invested capital assets and an increase in related net debt, which will not change the invested in capital assets, net of debt.

- **Spending of Non-borrowed Current Assets on New Capital** – this will (a) reduce current assets and increase capital assets and (b) will reduce unrestricted net assets and increase invested in capital assets, net of debt.
- **Principal Payment on Debt** – this will (a) reduce current assets and reduce long-term debt and (b) reduce unrestricted net assets and increase invested in capital assets, net of debt.
- **Reduction of Capital Assets through Depreciation** – this will reduce capital assets and invested in capital assets, net of debt.
- **Increase/Decrease in Village Rates/Fee Schedules** – while certain tax rates are set by statute, the Village Board has the authority to impose and periodically increase/decrease rates (property taxes, telecommunications tax, water/sewer fees, building fees, utility taxes, etc).

## V. CURRENT YEAR IMPACTS

### A. Governmental Activities

#### 1. Revenue

Intergovernmental taxes were \$1,709,249, representing 36.9% of total governmental activity revenue. Sales tax, \$1,286,024, accounts for 75.2% of Intergovernmental taxes. Property taxes, totaling \$1,949,150, are for TIF Debt Service (\$1,098,294), nonmajor governmental funds (including SSA infrastructure repayments) (\$311,866) and General, Police, and Road & Bridge Fund operations (\$538,990).

Bannockburn's Equalized Assessed Valuation has increased from \$103,796,394 in 2000 to \$166,696,120 in 2007 (a 60.5% increase). Overall the tax rate has decreased from 0.414 in 2000 to 0.362 in 2007 (exclusive of SSAs). The real dollars in property taxes have therefore increased from \$429,471 in 2000 to a projected tax collection for the 2007 levy extension of \$603,159. (Taxes levied are collected in the subsequent year.) Property Taxes contribute approximately 10% of the General Fund and 74% of the Police Fund revenues.

The Telecommunications Tax rate has remained at 4% since January 2003, generating funds used to provide for retirement related expenditures. Permit Fees, based upon construction value, have grown with the Village's 2005 policy revisions to cover administrative and contractual costs associated with permits.

Investment income was \$95,595 more than the preceding year for the General Fund. Part of the overall General Fund investment income is from long-term advances to myriad Special Service Areas. As anticipated, investment income decreased for both the Water Reservoir Fund with the disbursement of bond proceeds for reservoir construction and related expenditures, and for the TIF Debt Service Fund for scheduled principal and interest payments.

**2. Expenses**

The General Fund continues to provide operating transfers or subsidies to the Police Fund, Road and Bridge Fund, and Audit Fund, representing significant disbursements. The General Fund has also been the source for long-term advances to Special Service Areas, most recently for SSA #16.

**B. Business-Type Activities****1. Revenue**

Operating revenues, including programmed rate increases, are intended to cover all direct costs and to establish reserves for upcoming significant infrastructure replacements in the Water and Sewer Funds. Following an usually high consumption spike in fiscal 2006, there was a 5.9% decrease in operating revenues in fiscal 2007. Fiscal 2008 reported a 12.9% operating revenue increase over fiscal 2007. Contributions from the Tax Increment Financing District (water reservoir construction project fixed assets) are recorded as contributions in the Water Fund. There were tap-in connection fees in both the Water and Sewer Funds in fiscal 2008.

**2. Expenses**

Capital Asset purchases are excluded from Operating Expenses. Through the utilization of water storage in the 800,000 gallon reservoir, water purchase costs decreased from fiscal 2007. Interest on the structured 20-year Water Fund bonds and increased depreciation expenses correlate to the recently funded capital projects and contributions. Sewer Operating Expenses increased 36.8% over fiscal 2007.

**VI. FINANCIAL ANALYSIS OF THE VILLAGE'S FUNDS****A. Governmental Funds**

At April 30, 2008, the governmental funds reported a combined fund balance of \$10.5 million, including a planned reduction in the Water Reservoir Fund balance to complete construction of the water reservoir. Of the combined fund balance, \$9.3 million are in cash & cash equivalents and investments in the General Fund.

**B. Major Governmental Funds**

The General Fund is the Village's primary operating fund. The overall fund balance of the General Fund exceeded \$9.4 million. The General Fund cash and investment balances substantially exceed the Reserve Policy target of twelve months of anticipated operating expenditures.

Revenues exceeded budget in several areas. Intergovernmental taxes were \$95,000 above budget. Police grants totaled \$18,700. TIF Debt Service Fund property tax increased \$218,854 over fiscal 2007. Subsidies were below budget, primarily from deferred Capital Projects (Waukegan widening, State Route 22, and storm sewer) in the Road & Bridge Fund and multiple line items within the Police Fund. As anticipated, the

construction of the Village's reservoir (Water Reservoir Fund) was a significant fund cash outflow.

### **C. Nonmajor Governmental Funds**

The Village has historically utilized Special Service Area (SSA) financing to provide specific infrastructure to a finite geographic area, utilizing a predefined debt repayment schedule. Nonmajor SSA funds are reported under Capital Projects Funds during construction and reported under Debt Service Funds during the prescribed repayment periods. Following the fulfillment of debt obligations, SSA activity is reported under Special Revenue Funds. At this time, remaining nonmajor Village funds are reported under Special Revenue Funds.

#### **1. Nonmajor Special Revenue Funds**

Motor Fuel Tax Funds were budgeted for unrealized projects. Special Service Areas No. 1 and No. 2 funds will be utilized in the construction of a new sanitary sewer liftstation in upcoming fiscal years.

#### **2. Nonmajor Debt Service Funds**

The Nonmajor Debt Service Funds continue the scheduled repayment of General Fund prior period advances and bonds. Issuance information and remaining obligations are provided in the Long-Term Debt footnote.

### **D. Capital Assets**

The Village's investment in capital assets, net of accumulated depreciation, for governmental activities as of April 30, 2008 was \$5.1 million. The Village's investment in capital assets, net of accumulated depreciation, for business-type activities as of April 30, 2008 was \$9.5 million, primarily reflecting the contribution of TIF construction activities and Village-wide water main projects.

### **E. Long-Term Debt**

At the end of the fiscal year, the Village's debt limitation was unencumbered. As a home rule government, under Illinois law, the Village no longer has a legal debt limit of 8.625% of the Village's Equalized Assessed Valuation. The Village's EAV for 2007 was \$166,696,120. Debt which pledges an alternate revenue source is not subject to the debt limitation calculation. Therefore, none of the Village's existing debt is subject to the debt limitation. The 2003 ARS Bond for \$940,000 constitutes a limited obligation of the Village, as it is payable solely from a levy of direct annual tax on taxable property located within Special Service No. 15. These bonds are further secured by a limited pledge of certain available sales tax revenues as set forth in the Bond Ordinance. The Village's obligation for Tax Increment Allocation Revenue Bonds, Series 1990A and Series 2006B, is limited to the amount of available incremental taxes. Provided the Village pays out whatever increment it has received, no general tax revenue of the Village will ever need to be used to support the Village's TIF District. The Village issued General Obligation bonds for water infrastructure projects for \$2.5 million in fiscal 2007. The intent is that the 20-year financial obligation be funded by Water Fund monies, with advances from the General Fund should such a need arise.

**F. Economic Factors**

The Village of Bannockburn is located in West Deerfield Township in Lake County, encompassing 1,318 acres located approximately 30 miles north of Chicago, and 4 miles west of Lake Michigan. The Village's principal retail location is located at the intersection of State Routes 22 and 43. Commercial developments are located along State Route 43, State Route 22, and Lakeside Drive. Most residential lots are 2- or 4-acres, with 90+% of the residential area developed. The property tax revenues derived from the current housing stock is stable. The Village has experienced an increase in residential housing equalized assessed valuation due to the construction of new single family residences, additions, and tear downs. The commercial sector is stable as well, strongly based on the purchase of food and other necessary household items. Property tax revenues for general, police, roads & bridge, insurance, and audit funds represent an approximately 50/50 split from residential and commercial sources.

Bannockburn's TIF, established in 1986, is located along South Lakeside Drive and Half Day Road. With TIF bonds issued early in fiscal 2007, construction of a water reservoir was completed early in fiscal 2008 and associated infrastructure is scheduled before the conclusion of the TIF in 2009. Due to the utilization of a TIF District, the commercial sector base along Lakeside Drive has developed over several years with the construction of office buildings and a hotel.

Recognizing that typically over one-third of General Fund revenues come from State sales taxes, the Village's Operating Reserve targets one full-year of operating budget as the reserve level. Reserves are also planned for significant upcoming capital projects. These projects include landscaped/irrigated median and pathway to accompany the widening of Illinois State Route 22, State Route 43 widening, State Route 22 sanitary liftstation, and scheduled replacements of various water and sewer mains and related road resurfacing.

Public (State of Illinois infrastructure improvements on State Route 22) and Private (significant Retail Center capital improvements) activities negatively affected sales tax generating activity in the Village's primary retail center in fiscal 2007. The completion of the private project, plus the addition of a national chain restaurant, are yielding increased activity at the retail center. The Village's planned widening of Rt 43 south of Rt 22 is a short-term project that is not expected to adversely impact sales tax.

While certain tax rates are set by statute, the Village Board has the authority to impose periodic increases/decreases on certain rates (water/sewer, building fees, utility tax rates, etc.). As a home rule community, non-referendum bonding and property tax levies in excess of the tax cap are some of the financial tools available to, but presently unused by, the Village of Bannockburn.

Market conditions may cause fluctuation in investment income, varying with the long-term vs. short-term investment strategy utilized by the Village. The fluctuations in investment income have been less severe for the Village, as 10.4 % of General Fund investment income was derived from Special Service Areas established between 1996 and 2005. The pre-established interest rates are for the life of the advances.

Infrastructure replacements are typically anticipated well in advance, and mirror historic periods of community growth. Preceding periods of infrastructure replacements, communities often experience increased maintenance and operational expenses. Additions to the Village's water and sanitary sewer systems, via established Special Service Areas, have increased the capital assets and service base, resulting in expected increased operational costs and operating revenues.

Debt Service is utilized prudently, and sparingly, by the Village's elected officials. With the 2006 bond issuances for Water and TIF projects, the Village benefitted from low borrowing rates, strong fund balances, and dependable revenues. Remaining bond proceeds are scheduled to be depleted with upcoming capital improvement projects.

**Contacting the Village's Financial Management Personnel**

This financial report is designed to provide a general overview of the Village's finances, comply with finance-related laws and regulations, and demonstrate the Village's commitment to public accountability. If you have questions about this report or would like to request additional information, contact the Village's Finance Director, 2275 Telegraph Road, Bannockburn, IL 60015.

VILLAGE OF BANNOCKBURN, ILLINOIS

STATEMENT OF NET ASSETS

April 30, 2008

	Primary Government		
	Governmental Activities	Business-Type Activities	Total
<b>ASSETS</b>			
Cash and Cash Equivalents	\$ 3,221,934	\$ 316,442	\$ 3,538,376
Investments	7,925,072	-	7,925,072
Receivables (Net, Where Applicable, of Allowances for Uncollectibles)			
Property Taxes	2,163,386	-	2,163,386
Accounts	22,097	200,494	222,591
Accrued Interest	106,164	602	106,766
Other	88,543	-	88,543
Due from Other Governments	425,862	-	425,862
Due to/from Other Funds	(782,361)	782,361	-
Escrow Deposits	576,506	-	576,506
Deferred Bond Issuance Costs	29,313	37,403	66,716
Capital Assets not Being Depreciated	2,835,050	-	2,835,050
Capital Assets Being Depreciated	2,344,989	9,461,049	11,806,038
<b>Total Assets</b>	<b>18,956,555</b>	<b>10,798,351</b>	<b>29,754,906</b>
<b>LIABILITIES</b>			
Accounts Payable	259,760	96,297	356,057
Accrued Interest Payable	105,653	31,317	136,970
Unearned Property Tax Revenue	2,163,386	-	2,163,386
Other Unearned Revenue	6,979	-	6,979
Escrow Deposits Payable	693,671	-	693,671
Noncurrent Liabilities			
Due Within One Year	725,000	90,000	815,000
Due in More Than One Year	4,482,834	2,323,332	6,806,166
<b>Total Liabilities</b>	<b>8,437,283</b>	<b>2,540,946</b>	<b>10,978,229</b>
<b>NET ASSETS</b>			
Invested in Capital Assets, net of related debt Restricted for	1,803,339	7,047,717	8,851,056
Economic Development	937,821	-	937,821
Maintenance of Roadways	360,566	-	360,566
Liability Insurance	8,482	-	8,482
Special Projects	445,392	-	445,392
Debt Service	521,123	316,442	837,565
Unrestricted	6,442,549	893,246	7,335,795
<b>TOTAL NET ASSETS</b>	<b>\$ 10,519,272</b>	<b>\$ 8,257,405</b>	<b>\$ 18,776,677</b>

See accompanying notes to financial statements.

VILLAGE OF BANNOCKBURN, ILLINOIS

STATEMENT OF ACTIVITIES

For the Year Ended April 30, 2008

FUNCTIONS/PROGRAMS	Expenses	Program Revenues		
		Charges for Services	Operating Grants and Contributions	Capital Grants and Contributions
<b>PRIMARY GOVERNMENT</b>				
Governmental Activities				
General Government	\$ 1,518,618	\$ 356,708	\$ -	\$ -
Public Safety	1,067,149	66,578	18,700	-
Road and Bridge	457,641	-	39,894	-
Interest and Fiscal Charges	337,817	-	-	-
Total Governmental Activities	3,381,225	423,286	58,594	-
Business-Type Activities				
Water	651,715	725,416	-	-
Sewer	168,900	132,279	-	-
Total Business-Type Activities	820,615	857,695	-	-
<b>TOTAL PRIMARY GOVERNMENT</b>	<b>\$ 4,201,840</b>	<b>\$ 1,280,981</b>	<b>\$ 58,594</b>	<b>\$ -</b>



	Net (Expense) Revenue and Change in Net Assets		
	Primary Government		
	Governmental Activities	Business-Type Activities	Total
	\$ (1,161,910)	\$ -	\$ (1,161,910)
	(981,871)	-	(981,871)
	(417,747)	-	(417,747)
	(337,817)	-	(337,817)
	(2,899,345)	-	(2,899,345)
	-	73,701	73,701
	-	(36,621)	(36,621)
	-	37,080	37,080
	(2,899,345)	37,080	(2,862,265)
General Revenues			
Taxes			
Property	1,954,194	-	1,954,194
Sales	1,286,024	-	1,286,024
Use	20,386	-	20,386
Telecommunications	205,554	-	205,554
Income	131,573	-	131,573
Hotel/Motel	121,030	-	121,030
Investment Income	602,485	25,430	627,915
Tap-In Connection Fees	-	64,545	64,545
Miscellaneous	304,008	-	304,008
Contributions	-	411,843	411,843
Total	4,625,254	501,818	5,127,072
CHANGE IN NET ASSETS	1,725,909	538,898	2,264,807
NET ASSETS, MAY 1	8,793,363	7,718,507	16,511,870
NET ASSETS, APRIL 30	\$ 10,519,272	\$ 8,257,405	\$ 18,776,677

See accompanying notes to financial statements.

VILLAGE OF BANNOCKBURN, ILLINOIS

BALANCE SHEET  
GOVERNMENTAL FUNDS

April 30, 2008

	General	Police	Road and Bridge	TIF Debt Service	Water Reservoir Project	Nonmajor Governmental Funds	Total Governmental Funds
ASSETS							
Cash and Cash Equivalents	\$ 1,684,011	\$ 6,075	\$ -	\$ 937,821	\$ 438,446	\$ 155,581	\$ 3,221,934
Investments	7,656,135	-	-	-	-	268,937	7,925,072
Receivables (Net, Where Applicable, of Allowances For Uncollectibles)							
Property Taxes	208,370	300,053	48,061	1,291,763	-	315,139	2,163,386
Accounts	22,097	-	-	-	-	-	22,097
Accrued Interest	101,272	7	-	-	-	4,885	106,164
Other	21,250	50,470	-	-	-	16,823	88,543
Due from Other Governments	409,972	8,686	4,005	-	-	3,199	425,862
Due from Other Funds	3,561	95	67	-	-	162,580	166,303
Escrow Deposit	576,506	-	-	-	-	-	576,506
Advance to Other Funds	837,108	-	-	142,948	-	-	980,056
<b>TOTAL ASSETS</b>	<b>\$ 11,520,282</b>	<b>\$ 365,386</b>	<b>\$ 52,133</b>	<b>\$ 2,372,532</b>	<b>\$ 438,446</b>	<b>\$ 927,144</b>	<b>\$ 15,675,923</b>

	General	Police	Road and Bridge	TIF Debt Service	Water Reservoir Project	Nonmajor Governmental Funds	Total Governmental Funds
<b>LIABILITIES AND FUND BALANCES</b>							
<b>LIABILITIES</b>							
Accounts Payable	\$ 173,597	\$ 12,178	\$ 38,598	\$ -	\$ 2,831	\$ 32,556	\$ 259,760
Unearned Property Taxes	208,370	300,053	48,061	1,291,763	-	315,139	2,163,386
Other Unearned Revenue	21,250	57,449	-	-	-	16,823	95,522
Deposits Payable	693,671	-	-	-	-	-	693,671
Due to Other Funds	945,110	-	-	-	-	3,554	948,664
Advance from Other Funds	-	-	-	-	142,948	837,108	980,056
<b>Total Liabilities</b>	<b>2,041,998</b>	<b>369,680</b>	<b>86,659</b>	<b>1,291,763</b>	<b>145,779</b>	<b>1,205,180</b>	<b>5,141,059</b>
<b>FUND BALANCES</b>							
Reserved for Advances	837,108	-	-	142,948	-	-	980,056
Reserved for Economic Development	-	-	-	937,821	-	-	937,821
Reserved for Maintenance of Roadways	-	-	-	-	-	360,566	360,566
Reserved for Liability Insurance	-	-	-	-	-	8,482	8,482
Reserved for Special Projects	-	-	-	-	292,667	152,725	445,392
Reserved for Debt Service	-	-	-	-	-	42,754	42,754
Unreserved							
Undesignated - General Fund	8,641,176	-	-	-	-	-	8,641,176
Undesignated (Deficit) - Special Revenue Funds	-	(4,294)	(34,526)	-	-	(2,736)	(41,556)
Undesignated (Deficit) - Debt Service Funds	-	-	-	-	-	(839,827)	(839,827)
<b>Total Fund Balances</b>	<b>9,478,284</b>	<b>(4,294)</b>	<b>(34,526)</b>	<b>1,080,769</b>	<b>292,667</b>	<b>(278,036)</b>	<b>10,534,864</b>
<b>TOTAL LIABILITIES AND FUND BALANCES</b>	<b>\$ 11,520,282</b>	<b>\$ 365,386</b>	<b>\$ 52,133</b>	<b>\$ 2,372,532</b>	<b>\$ 438,446</b>	<b>\$ 927,144</b>	<b>\$ 15,675,923</b>

See accompanying notes to financial statements.

VILLAGE OF BANNOCKBURN, ILLINOIS

RECONCILIATION OF FUND BALANCES OF GOVERNMENTAL FUNDS TO THE  
GOVERNMENTAL ACTIVITIES IN THE STATEMENT OF NET ASSETS

April 30, 2008

---

FUND BALANCES OF GOVERNMENTAL FUNDS	\$ 10,534,864
Amounts reported for governmental activities in the statement of net assets are different because:	
Capital assets used in governmental activities are not financial resources and, therefore, are not reported in the governmental funds	5,180,039
Long-term liabilities, including bonds payable, are not due and payable in the current period and, therefore, are not reported in the governmental funds	(5,056,236)
Deferred bond issuance costs charges are reported as an asset on the statement of net assets	29,313
Accrued interest on long-term liabilities is reported as a liability on the statement of net assets	(105,653)
Compensated absences is not due and payable in the current period and, therefore, is not reported in governmental funds	(151,598)
Certain revenues that are deferred in the governmental funds are recognized as revenue in the governmental activities	<u>88,543</u>
NET ASSETS OF GOVERNMENTAL ACTIVITIES	<u><u>\$ 10,519,272</u></u>

See accompanying notes to financial statements.

VILLAGE OF BANNOCKBURN, ILLINOIS

STATEMENT OF REVENUES, EXPENDITURES,  
AND CHANGES IN FUND BALANCES  
GOVERNMENTAL FUNDS

For the Year Ended April 30, 2008

	General	Police	Road and Bridge	TIF Debt Service	Water Reservoir Project	Nonmajor Governmental Funds	Total Governmental Funds
<b>REVENUES</b>							
Taxes	\$ 322,477	\$ 291,488	\$ 46,055	\$ 1,098,294	\$ -	\$ 311,866	\$ 2,070,180
Intergovernmental	1,650,655	18,700	-	-	-	39,894	1,709,249
Licenses and Permits	345,122	-	-	-	-	-	345,122
Charges for Services	12,936	-	-	-	-	-	12,936
Fines and Forfeitures	-	80,481	-	-	-	-	80,481
Investment Income	503,626	179	-	38,981	25,170	16,510	584,466
Miscellaneous	226,805	-	59,874	-	-	-	286,679
<b>Total Revenues</b>	<b>3,061,621</b>	<b>390,848</b>	<b>105,929</b>	<b>1,137,275</b>	<b>25,170</b>	<b>368,270</b>	<b>5,089,113</b>
<b>EXPENDITURES</b>							
Current							
General Government	963,674	-	-	-	53,927	42,036	1,059,637
Public Safety	115,577	933,961	-	-	-	-	1,049,538
Road and Bridge	624	-	166,838	-	-	-	167,462
Capital Outlay	-	-	322,372	-	411,843	2,510	736,725
Debt Service							
Principal	-	-	-	955,000	-	60,000	1,015,000
Interest and Fiscal Charges	-	-	-	99,790	-	80,070	179,860
<b>Total Expenditures</b>	<b>1,079,875</b>	<b>933,961</b>	<b>489,210</b>	<b>1,054,790</b>	<b>465,770</b>	<b>184,616</b>	<b>4,208,222</b>
<b>EXCESS (DEFICIENCY) OF REVENUES OVER EXPENDITURES</b>	<b>1,981,746</b>	<b>(543,113)</b>	<b>(383,281)</b>	<b>82,485</b>	<b>(440,600)</b>	<b>183,654</b>	<b>880,891</b>

	General	Police	Road and Bridge	TIF Debt Service	Water Reservoir Project	Nonmajor Governmental Funds	Total Governmental Funds
OTHER FINANCING SOURCES (USES)							
Transfers In	-	549,900	399,100	-	-	3,850	952,850
Transfers (Out)	(952,850)	-	-	-	-	-	(952,850)
Total Other Financing Sources (Uses)	(952,850)	549,900	399,100	-	-	3,850	-
NET CHANGE IN FUND BALANCES	1,028,896	6,787	15,819	82,485	(440,600)	187,504	880,891
FUND BALANCES (DEFICIT), MAY 1	8,449,388	(11,081)	(50,345)	998,284	733,267	(465,540)	9,653,973
FUND BALANCES (DEFICIT), APRIL 30	\$ 9,478,284	\$ (4,294)	\$ (34,526)	\$ 1,080,769	\$ 292,667	\$ (278,036)	\$ 10,534,864

See accompanying notes to financial statements.

VILLAGE OF BANNOCKBURN, ILLINOIS

RECONCILIATION OF THE GOVERNMENTAL FUNDS STATEMENT OF REVENUES,  
EXPENDITURES, AND CHANGES IN FUND BALANCES TO THE  
GOVERNMENTAL ACTIVITIES IN THE STATEMENT OF ACTIVITIES

For the Year Ended April 30, 2008

---

NET CHANGE IN FUND BALANCES - TOTAL GOVERNMENTAL FUNDS	\$ 880,891
Amounts reported for governmental activities in the statement of activities are different because:	
Governmental funds report capital outlay as expenditures, however, they are capitalized and depreciated in the statement of activities	98,956
Some expenses in the statement of activities (e.g., depreciation) do not require the use of current financial resources and, therefore, are not reported as expenditures	(119,217)
The gain/loss on disposal of capital assets is reported on the statement of activities as a reduction/increase of expense	(18,112)
The repayment of long-term debt is reported as an expenditure when due in governmental funds but as a reduction of principal outstanding in the statement of activities	1,015,000
Some expenses in the statement of activities do not require the use of current financial resources and, therefore, are not reported as expenditures in governmental funds - interest accretion on capital appreciation bonds	(154,618)
The change in the accrual of interest on long-term debt is reported as an expense on the statement of activities	17,968
Governmental funds report the effect of issuance costs, premiums, discounts, and similar items when debt is first issued, whereas these amounts are deferred and amortized in the statement of activities	(21,307)
The change in compensated absences payable is shown as an expense on the statement of activities	8,327
Certain revenues that are deferred in the governmental funds (e.g., IRMA) are recognized as revenue in the governmental activities	<u>18,021</u>
CHANGES IN NET ASSETS OF GOVERNMENTAL ACTIVITIES	<u><u>\$ 1,725,909</u></u>

See accompanying notes to financial statements.

VILLAGE OF BANNOCKBURN, ILLINOIS

STATEMENT OF NET ASSETS  
 PROPRIETARY FUNDS

April 30, 2008

	Water Fund	Sewer Fund	Total
<b>CURRENT ASSETS</b>			
Cash and Cash Equivalents	\$ 316,442	\$ -	\$ 316,442
Accounts Receivable	172,905	27,589	200,494
Accrued Interest	602	-	602
Due from Other Funds	503,990	278,371	782,361
Deferred Issuance Costs	37,403	-	37,403
<b>Total Current Assets</b>	<b>1,031,342</b>	<b>305,960</b>	<b>1,337,302</b>
<b>CAPITAL ASSETS</b>			
Capital Assets Being Depreciated	7,301,983	3,618,066	10,920,049
Accumulated Depreciation	(751,782)	(707,218)	(1,459,000)
<b>Net Capital Assets</b>	<b>6,550,201</b>	<b>2,910,848</b>	<b>9,461,049</b>
<b>Total Assets</b>	<b>7,581,543</b>	<b>3,216,808</b>	<b>10,798,351</b>
<b>CURRENT LIABILITIES</b>			
Accounts Payable	37,651	58,646	96,297
Accrued Interest Payable	31,317	-	31,317
Bonds Payable	90,000	-	90,000
<b>Total Current Liabilities</b>	<b>158,968</b>	<b>58,646</b>	<b>217,614</b>
<b>NONCURRENT LIABILITIES</b>			
Bonds Payable	2,340,000	-	2,340,000
Unamortized Discount on Bonds	(16,668)	-	(16,668)
<b>Total Noncurrent Liabilities</b>	<b>2,323,332</b>	<b>-</b>	<b>2,323,332</b>
<b>Total Liabilities</b>	<b>2,482,300</b>	<b>58,646</b>	<b>2,540,946</b>
<b>NET ASSETS</b>			
Invested in Capital Assets, Net of Related Debt	4,136,869	2,910,848	7,047,717
Restricted for Debt Service	316,442	-	316,442
Unrestricted	645,932	247,314	893,246
<b>TOTAL NET ASSETS</b>	<b>\$ 5,099,243</b>	<b>\$ 3,158,162</b>	<b>\$ 8,257,405</b>

See accompanying notes to financial statements.



VILLAGE OF BANNOCKBURN, ILLINOIS

STATEMENT OF REVENUES, EXPENSES, AND  
CHANGES IN FUND NET ASSETS  
PROPRIETARY FUNDS

For the Year Ended April 30, 2008

	Water Fund	Sewer Fund	Total
<b>OPERATING REVENUES</b>			
Charges for Services	\$ 725,416	\$ 132,279	\$ 857,695
Total Operating Revenues	725,416	132,279	857,695
<b>OPERATING EXPENSES</b>			
Cost of Operations	393,092	118,849	511,941
Depreciation	162,324	50,051	212,375
Total Operating Expenses	555,416	168,900	724,316
OPERATING INCOME (LOSS)	170,000	(36,621)	133,379
<b>NONOPERATING REVENUES (EXPENSES)</b>			
Investment Income	25,430	-	25,430
Tap-In Connection Fees	19,545	45,000	64,545
Interest Expense	(96,299)	-	(96,299)
Total Nonoperating Revenues (Expenses)	(51,324)	45,000	(6,324)
INCOME BEFORE CONTRIBUTIONS	118,676	8,379	127,055
CONTRIBUTIONS	411,843	-	411,843
CHANGE IN NET ASSETS	530,519	8,379	538,898
NET ASSETS, MAY 1	4,568,724	3,149,783	7,718,507
NET ASSETS, APRIL 30	\$ 5,099,243	\$ 3,158,162	\$ 8,257,405

See accompanying notes to financial statements.

VILLAGE OF BANNOCKBURN, ILLINOIS

STATEMENT OF CASH FLOWS  
PROPRIETARY FUNDS

For the Year Ended April 30, 2008

	Water Fund	Sewer Fund	Total
<b>CASH FLOWS FROM OPERATING ACTIVITIES</b>			
Receipts from Customers and Users	\$ 717,630	\$ 132,018	\$ 849,648
Payments to Suppliers	(454,788)	(86,472)	(541,260)
Net Cash from Operating Activities	262,842	45,546	308,388
<b>CASH FLOWS FROM NONCAPITAL AND RELATED FINANCING ACTIVITIES</b>			
Interfund Receivable	44,343	(77,544)	(33,201)
Net Cash from Noncapital and Related Financing Activities	44,343	(77,544)	(33,201)
<b>CASH FLOWS FROM CAPITAL AND RELATED FINANCING ACTIVITIES</b>			
Principal Paid	(70,000)	-	(70,000)
Interest Paid	(106,027)	-	(106,027)
Tap-In Connection Fees	19,545	45,000	64,545
Capital Assets Purchased	(881,316)	(13,002)	(894,318)
Net Cash from Capital and Related Financing Activities	(1,037,798)	31,998	(1,005,800)
<b>CASH FLOWS FROM INVESTING ACTIVITIES</b>			
Investment Income	28,987	-	28,987
NET INCREASE (DECREASE) IN CASH AND CASH EQUIVALENTS	(701,626)	-	(701,626)
CASH AND CASH EQUIVALENTS, MAY 1	1,018,068	-	1,018,068
CASH AND CASH EQUIVALENTS, APRIL 30	\$ 316,442	\$ -	\$ 316,442
<b>RECONCILIATION OF OPERATING INCOME TO NET CASH FLOWS FROM OPERATING ACTIVITIES</b>			
Operating Income (Loss)	\$ 170,000	\$ (36,621)	\$ 133,379
Adjustments to Reconcile Operating Income (Loss) to Net Cash from Operating Activities			
Depreciation	162,324	50,051	212,375
Changes in Operating Assets and Liabilities			
Accounts Receivable	(7,786)	(261)	(8,047)
Accounts Payable	(61,696)	32,377	(29,319)
NET CASH FROM OPERATING ACTIVITIES	\$ 262,842	\$ 45,546	\$ 308,388
<b>NONCASH TRANSACTIONS</b>			
Contributions from Other Funds	\$ 411,843	\$ -	\$ 411,843

See accompanying notes to financial statements.

VILLAGE OF BANNOCKBURN, ILLINOIS

NOTES TO FINANCIAL STATEMENTS

April 30, 2008

---

1. SUMMARY OF SIGNIFICANT ACCOUNTING POLICIES

The financial statements of the Village of Bannockburn, Illinois (the Village) have been prepared in conformity with accounting principles generally accepted in the United States of America, as applied to government units (hereinafter referred to as generally accepted accounting principles (GAAP)). The Governmental Accounting Standards Board (GASB) is the accepted standard-setting body for establishing governmental accounting and financial reporting principles. The more significant of the Village's accounting policies are described below.

a. Reporting Entity

The Village is governed by a Board of Trustees consisting of an elected President and six Trustees. As required by generally accepted accounting principles, these financial statements present the Village (the primary government). Management has determined that there are no component units that are required to be included in the financial statements of the Village.

b. Fund Accounting

The Village uses funds to report on its financial position and the changes in its financial position. Fund accounting is designed to demonstrate legal compliance and to aid financial management by segregating transactions related to certain government functions or activities.

A fund is a separate accounting entity with a self-balancing set of accounts. The minimum number of funds is maintained consistent with legal and managerial requirements.

Funds are classified into the following categories: governmental and proprietary.

Governmental funds are used to account for all or most of the Village's general activities, including the collection and disbursement of earmarked monies (special revenue funds), and the acquisition or construction of capital assets (capital projects funds), and the servicing of general long-term debt (debt service funds). The general fund is used to account for all activities of the general government not accounted for in some other fund.

1. SUMMARY OF SIGNIFICANT ACCOUNTING POLICIES (Continued)

b. Fund Accounting (Continued)

Proprietary funds are used to account for activities similar to those found in the private sector, where the determination of net income is necessary or useful to sound financial administration. Goods or services from such activities are provided to outside parties (enterprise funds). Pursuant to GASB Statement No. 20, *Accounting and Financial Reporting for Proprietary Funds and Other Governmental Entities That Use Proprietary Fund Accounting*, the Village has chosen to apply all GASB pronouncements as well as those FASB pronouncements issued on or before November 30, 1989 to account for its proprietary funds.

c. Governmental-Wide and Fund Financial Statements

The government-wide financial statements (i.e., the statement of net assets and the statement of activities) report information on all of the nonfiduciary activities of the Village. The effect of material interfund activity has been eliminated from these statements. Governmental activities, which normally are supported by taxes and intergovernmental revenues, are reported separately from business-type activities, which rely to a significant extent on fees and charges for support.

The statement of activities demonstrates the degree to which the direct expenses of a given function, segment or program are offset by program revenues. Direct expenses are those that are clearly identifiable with a specific function or segment. Program revenues include 1) charges to customers or applicants who purchase, use, or directly benefit from goods, services, or privileges provided by a given function or segment and 2) grants and standard revenues that are restricted to meeting the operational or capital requirements of a particular function or segment. Taxes and other items not properly included among program revenues are reported instead as general revenues.

Separate financial statements are provided for governmental funds, proprietary funds, and fiduciary funds, even though the latter are excluded from the government-wide financial statements. Major individual governmental funds and major individual enterprise funds are reported as separate columns in the fund financial statements.

The Village reports the following major governmental funds:

The General Fund is the Village's primary operating fund. It accounts for all financial resources of the general government, except those required to be accounted for in another fund.

The Police Fund accounts for revenues and expenditures related to the Village's police department.

1. SUMMARY OF SIGNIFICANT ACCOUNTING POLICIES (Continued)

c. Governmental-Wide and Fund Financial Statements (Continued)

The Road and Bridge Fund accounts for revenues and expenditures related to the Village's operations and maintenance costs for the road and bridge system.

The TIF Debt Service Fund accounts for revenues and expenditures related to the tax increment finance district and the repayment of principal and interest on the Series 1987A and Series 1990A bond issuances.

The Water Reservoir Project Fund accounts for the revenues and expenditures related to the capital project of building a water reservoir.

The Village reports the following major business-type funds:

The Water Fund accounts for the provision of water to the residents of the Village. All activities necessary to provide such services are accounted for in this fund including administration, operations, maintenance and billing and collection.

The Sewer Fund accounts for the provision of sewer services to the residents of the Village. All activities necessary to provide such services are accounted for in this fund including administration, operations, maintenance and billing and collection.

d. Measurement Focus, Basis of Accounting and Financial Statement Presentation

The government-wide financial statements are reported using the economic resources measurement focus and the accrual basis of accounting, as are the proprietary fund financial statements. Revenues and additions are recorded when earned and expenses and deductions are recorded when a liability is incurred. Property taxes are recognized as revenue in the year for which they are levied (i.e., intended to finance). Grants and similar items are recognized as revenue as soon as all eligibility requirements imposed by the provider have been met. Operating revenues/expenses include all revenues/expenses directly related to providing enterprise fund services. Incidental revenues/expenses are reported as non-operating.

Governmental fund financial statements are reported using the current financial resources measurement focus and the modified accrual basis of accounting. Revenues are recognized as soon as they are both measurable and available. Revenues are considered to be available when they are collectible within the current period or soon enough thereafter to pay liabilities of the current period. The Village recognizes property taxes when they become both measurable and available and for the period intended to finance. Expenditures generally are recorded when a fund liability is incurred. Principal and interest on general long-term debt are recorded as expenditures become due.

1. SUMMARY OF SIGNIFICANT ACCOUNTING POLICIES (Continued)

d. Measurement Focus, Basis of Accounting and Financial Statement Presentation  
(Continued)

Those revenues susceptible to accrual (within sixty days except sales tax which uses ninety days) are property taxes, franchise taxes, licenses, investment income and charges for services. Sales and motor fuel taxes collected and due to the state at year end on behalf of the Village also are recognized as revenue. Permit revenues are not susceptible to accrual because generally they are not measurable until received in cash.

In applying the susceptible to accrual concept to intergovernmental revenues (i.e., federal and state grants), the legal and contractual requirements of the numerous individual programs are used as guidance. There are, however, essentially two types of these revenues. In one, monies must be expended on the specific purpose or project before any amounts will be paid to the Village; therefore, revenues are recognized based upon the expenditures recorded. In the other, monies are virtually unrestricted as to purpose of expenditure and are generally revocable only for failure to comply with prescribed eligibility requirements, such as equal employment opportunity. These resources are reflected as revenues at the time of receipt or earlier if they meet the availability criterion.

The Village reports unearned/deferred revenue on its financial statements. Unearned/deferred revenues arise when a potential revenue does not meet both the measurable and available or earned criteria for recognition in the current period. Unearned/deferred revenues also arise when resources are received by the Village before it has a legal claim to them or prior to the provision of services, as when grant monies are received prior to the incurrence of qualifying expenditures. In subsequent periods, when both revenue recognition criteria are met, or when the Village has a legal claim to the resources, the liability for unearned/deferred revenue is removed from the financial statements and revenue is recognized.

e. Cash and Cash Equivalents

Cash and cash equivalents are defined as cash on hand, in demand deposits and highly liquid investments with a maturity of three months or less when purchased.

f. Investments

Investments with a maturity of one year or greater at the time of purchase are stated at fair value except for non-negotiable certificates of deposit and repurchase agreements which are recorded at cost. Fair value has been based on quoted market prices at April 30 for debt and equity securities.

g. Prepaid Items/Expenses

Payments made to vendors for services that will benefit periods beyond the date of this report are recorded as prepaid items/expenses.

VILLAGE OF BANNOCKBURN, ILLINOIS  
 NOTES TO FINANCIAL STATEMENTS (Continued)

1. SUMMARY OF SIGNIFICANT ACCOUNTING POLICIES (Continued)

h. Capital Assets

Capital assets, which include property, plant, equipment and infrastructure assets (e.g., roads, bridges, storm sewers and similar items), are reported in the applicable governmental or business-type activities columns in the government-wide financial statements. Capital assets are defined by the Village as assets with an initial, individual cost in excess of the following and an estimated useful life in excess of one year.

Asset Class	Capitalization Threshold
Land, Land Improvements and Building	\$ 20,000
Vehicles, Machinery and Equipment	5,000
Infrastructure	50,000

Such assets are recorded at historical cost or estimated historical cost if purchased or constructed. Donated capital assets are recorded at estimated fair market value at the date of donation. The Village has chosen, as is allowable under GAAP, to only report infrastructure on a prospective basis.

The costs of normal maintenance and repairs, including street overlays that do not add to the value of the asset or materially extend asset lives are not capitalized.

Major outlays for capital assets and improvements are capitalized as projects are constructed. Interest incurred during the construction phase of capital assets of business-type activities, if any, is included as part of the capitalized value of the assets constructed. Property, plant and equipment is depreciated using the straight line method over the following estimated useful lives:

Assets	Years
Buildings and Improvements	50
Machinery and Equipment	5-10
Vehicles	5-7
Infrastructure	30-75
Land Improvements	10-20

i. Compensated Absences

Vested or accumulated vacation leave, holiday leave and compensatory time off that is owed to retirees or terminated employees is reported as an expenditure and a fund liability of the governmental fund that will pay it in the fund financial statements. Vested or accumulated vacation leave, holiday leave and compensatory time off of proprietary funds at both levels and governmental activities at the government-wide level is recorded as an expense and liability as the benefits accrue to employees.

1. SUMMARY OF SIGNIFICANT ACCOUNTING POLICIES (Continued)

i. Compensated Absences (Continued)

In accordance with the provisions of Governmental Accounting Standards Board Statement No.16, *Accounting for Compensated Absences*, no liability is recorded for nonvesting accumulating rights to receive sick pay benefits. However, a liability is recognized for that portion of accumulating sick leave benefits that it is estimated will be taken as “terminal leave” prior to retirement.

j. Interfund Receivables/Payables

Activity between funds that are representative of lending/borrowing arrangements outstanding at the end of the fiscal year are referred to as either “due to/from other funds” (i.e., the current portion of interfund loans) or “advances to/from other funds” (i.e., the non-current portion of interfund loans). All other outstanding balances between funds are reported as “due to/from other funds”.

Advances between funds, as reported in the fund financial statements, are offset by a fund balance reserve account in applicable governmental funds to indicate that they are not available for appropriation and are not expendable available financial resources.

k. Interfund Transactions

Interfund services transactions are accounted for as revenues, expenditures, or expenses. Transactions that constitute reimbursements to a fund for expenditures/expenses initially made from it that are properly applicable to another fund, are recorded as expenditures/expenses in the reimbursing fund and as reductions of expenditures/expenses in the fund that is reimbursed.

All other interfund transactions, except interfund services transactions and reimbursements, are reported as transfers.

l. Long-Term Obligations

In the government-wide financial statements, and proprietary funds in the fund financial statements, long-term debt and other long-term obligations are reported as liabilities in the applicable governmental activities, business-type activities or proprietary fund financial statements. Bond premiums and discounts, as well as issuance costs, are deferred and amortized over the life of the bonds. Bonds payable are reported net of the applicable bond premium or discount. Bond issuance costs are reported as deferred charges and amortized over the term of the related debt.



VILLAGE OF BANNOCKBURN, ILLINOIS  
 NOTES TO FINANCIAL STATEMENTS (Continued)

---

1. SUMMARY OF SIGNIFICANT ACCOUNTING POLICIES (Continued)

l. Long-Term Obligations (Continued)

In the fund financial statements, governmental funds recognize bond premiums and discounts, as well as bond issuance costs, during the current period. The face amount of debt issued is reported as other financing sources. Premiums received on debt issuances are reported as other financing sources while discounts on debt issuances are reported as other financing uses. Issuance costs, whether or not withheld from the actual debt proceeds received, are reported as expenditures.

m. Net Assets/Fund Equity

In the fund financial statements, governmental funds report reservations of fund balance for amounts that are not available for appropriation or are legally restricted by outside parties for use for a specific purpose. Designations of fund balance represent tentative management plans that are subject to change. In the government-wide financial statements, restricted net assets are legally restricted by outside parties for a specific purpose. No net assets restrictions were the result of enabling legislation adopted by the Village. Invested in capital assets, net of related debt is the book value of capital assets less any long-term debt outstanding that was issued to construct or acquired the capital assets.

2. DEFICIT FUND BALANCES

The following funds had a deficit in fund balance as of the date of this report:

Fund	Deficit Balances
Road and Bridge	\$ (34,526)
Audit	(2,736)
Special Service Area #7	(134,777)
Special Service Area #8	(18,564)
Special Service Area #9	(18,573)
Special Service Area #10	(112,000)
Special Service Area #11	(28,281)
Special Service Area #12	(21,453)
Special Service Area #13	(91,481)
Special Service Area #14	(65,975)
Special Service Area #16	(348,723)
Police	(4,301)

VILLAGE OF BANNOCKBURN, ILLINOIS  
NOTES TO FINANCIAL STATEMENTS (Continued)

---

2. DEFICIT FUND BALANCES (Continued)

Special Service Area #7, 8, 9, 10, 11, 12, 13, 14 and 16 will have future tax proceeds to fund the deficits and repay General Fund advances. The deficit balances will remain until the last year taxes are levied for the special service area. The Audit Fund, Police Fund and Road and Bridge Fund deficits will be funded with future revenues.

3. RECEIVABLES - TAXES

Property taxes for 2007 attach as an enforceable lien on January 1, 2007 on property values assessed as of the same date. Taxes are levied in December of the subsequent fiscal year (by passage of a Tax Levy Ordinance). Tax bills are prepared by the County and issued on or about May 1, 2008 and are payable in two installments, on June 1, 2008 and September 1, 2008. The County collects such taxes and remits them periodically.

The 2007 taxes are intended to finance the 2009 fiscal year and are not considered available for current operations and are, therefore, shown as unearned/deferred revenue. The 2008 tax levy has not been recorded as a receivable at April 30, 2008, as the tax attached as a lien on property as of January 1, 2008, however, the tax will not be levied until December 2008 and, accordingly, is not measurable at April 30, 2008.

4. DEPOSITS AND INVESTMENTS

The Village maintains a cash and investment pool that is available for use by all funds. Each fund's portion of this pool is displayed on the combined balance sheet as "cash and investments." In addition, investments are separately held by several of the Village's funds. The Village invests in certificates of deposits and money market mutual funds.

Permitted Deposits and Investments - The Village's investment policy authorizes the Village to make deposits/invest in insured commercial banks, savings and loan institutions, obligations of the U.S. Treasury and U.S. Agencies, insured credit union shares, money market mutual funds with portfolios of securities issued or guaranteed by the United States or agreements to repurchase these same obligations, repurchase agreements, short-term commercial paper rated within the three highest classifications by at least two standard rating services, and the Illinois Funds.

Custodial credit risk for deposits with financial institutions is the risk that in the event of a bank's failure, the Village's deposits may not be returned to it. The Village's investment policy requires pledging of collateral with a fair market value at 105% of all bank balances in excess of federal depository insurance, with the collateral held by an independent third party in the name of the Village

VILLAGE OF BANNOCKBURN, ILLINOIS  
 NOTES TO FINANCIAL STATEMENTS (Continued)

4. DEPOSITS AND INVESTMENTS (Continued)

The following table presents the investments and maturities of the Village's debt securities and debt mutual funds as of April 30, 2008:

Investment Type	Fair Value	Investment Maturities (in Years)			
		Less than 1	1-5	6-10	Greater than 10
Illinois Funds	\$ 1,612,541	\$ 1,612,541	\$ -	\$ -	\$ -
TOTAL	\$ 1,612,541	\$ 1,612,541	\$ -	\$ -	\$ -

a. Interest Rate Risk

In accordance with its investment policy, the Village limits its exposure to interest rate risk by structuring the portfolio to provide liquidity and maximizing yields within a two year period, three years for capital project funds. The investment policy limits the maximum maturity length of investments to three years from date of purchase for capital project funds. In addition, the policy requires the Village to structure the investment portfolio so that securities mature to meet cash requirements for ongoing operations, thereby avoiding the need to sell securities on the open market prior to maturity.

b. Credit Risk

The Village limits its exposure to credit risk, the risk that the issuer of a debt security will not pay its par value upon maturity, by investing primarily in fully collateralized time deposits in financial institutions.

c. Concentration of Credit Risk

The Village's investment policy requires that the investment portfolio be diversified to the extent practicable. Investments shall be diversified in order to reduce the risk of loss resulting in over-concentration in a specific maturity, issuer, institution or class of securities. Diversification strategies shall be determined and revised periodically by the Board of Trustees. The Village invests primarily in the certificates of deposit in several financial institutions.

VILLAGE OF BANNOCKBURN, ILLINOIS  
NOTES TO FINANCIAL STATEMENTS (Continued)

5. RECEIVABLES

The following receivables are included in Due from Other Governments on the Statement of Net Assets:

GOVERNMENTAL ACTIVITIES

Sales Tax	\$ 341,372
Local Use Tax	4,920
Motor Fuel Tax	3,199
Simplified Telecommunications Tax	50,285
Court Fines	8,686
Miscellaneous	17,400

TOTAL GOVERNMENTAL ACTIVITIES	<u>\$ 425,862</u>
-------------------------------	-------------------

6. CAPITAL ASSETS

Capital asset activity for the year ended April 30, 2008 was as follows:

	Beginning Balance	Increases	Decreases	Ending Balance
GOVERNMENTAL ACTIVITIES				
Capital Assets not Being Depreciated				
Land	\$ 2,649,404	\$ -	\$ -	\$ 2,649,404
Land Improvements	130,235	-	-	130,235
Construction in Progress	-	55,411	-	55,411
Total Capital Assets not Being Depreciated	<u>2,779,639</u>	<u>55,411</u>	<u>-</u>	<u>2,835,050</u>
Capital Assets Being Depreciated				
Buildings	1,537,520	-	-	1,537,520
Improvements Other than Building	471,951	28,999	-	500,950
Machinery and Equipment	124,710	7,946	6,397	126,259
Vehicles	182,195	-	20,432	161,763
Storm Sewers	402,492	-	-	402,492
Pathways	482,415	6,600	-	489,015
Total Capital Assets Being Depreciated	<u>3,201,283</u>	<u>43,545</u>	<u>26,829</u>	<u>3,217,999</u>
Less Accumulated Depreciation for				
Buildings	329,230	30,750	-	359,980
Improvements Other than Building	98,973	25,048	-	124,021
Machinery and Equipment	84,359	12,545	2,878	94,026
Vehicles	83,294	21,056	5,838	98,512
Storm Sewers	154,593	5,367	-	159,960
Pathways	12,060	24,451	-	36,511
Total Accumulated Depreciation	<u>762,509</u>	<u>119,217</u>	<u>8,716</u>	<u>873,010</u>
Total Capital Assets Being Depreciated, Net	<u>2,438,774</u>	<u>(75,672)</u>	<u>18,113</u>	<u>2,344,989</u>
GOVERNMENTAL ACTIVITIES				
CAPITAL ASSETS, NET	<u>\$ 5,218,413</u>	<u>\$ (20,261)</u>	<u>\$ 18,113</u>	<u>\$ 5,180,039</u>

VILLAGE OF BANNOCKBURN, ILLINOIS  
NOTES TO FINANCIAL STATEMENTS (Continued)

6. CAPITAL ASSETS (Continued)

	Beginning Balance	Increases	Decreases	Ending Balance
<b>BUSINESS-TYPE ACTIVITIES</b>				
Capital Assets not Being Depreciated				
Construction in Progress	\$ 3,455,290	\$ -	\$ 3,455,290	\$ -
Total Capital Assets not Being Depreciated	3,455,290	-	3,455,290	-
Capital Assets Being Depreciated				
Water Distribution System	2,553,534	4,748,449	-	7,301,983
Sewer Lines	3,605,063	13,003	-	3,618,066
Total Capital Assets Being Depreciated	6,158,597	4,761,452	-	10,920,049
Less Accumulated Depreciation for				
Water Distribution System	589,458	162,324	-	751,782
Sewer Lines	657,167	50,051	-	707,218
Total Accumulated Depreciation	1,246,625	212,375	-	1,459,000
Total Capital Assets Being Depreciated, Net	4,911,972	4,549,077	-	9,461,049
<b>BUSINESS-TYPE ACTIVITIES</b>				
CAPITAL ASSETS, NET	\$ 8,367,262	\$ 4,549,077	\$ 3,455,290	\$ 9,461,049

Depreciation expense was charged to functions of the primary government as follows:

<b>GOVERNMENTAL ACTIVITIES</b>	
General Government	\$ 68,343
Public Safety	21,056
Road and Bridge	29,818
<b>TOTAL DEPRECIATION EXPENSE - GOVERNMENTAL ACTIVITIES</b>	<b>\$ 119,217</b>

7. RISK MANAGEMENT

The Village is exposed to various risks of loss related to torts: theft of, damage to and destruction of assets; errors and omissions; injuries to employees; employee health and natural disasters. The Village purchases insurance for employee medical claims.

Intergovernmental Risk Management Agency (IRMA)

The Village participates in the Intergovernmental Risk Management Agency (IRMA). IRMA is a public entity risk pool whose members are Illinois municipalities. IRMA manages and funds first party property losses, third party liability claims, Workers' Compensation claims and public officials' liability claims of its member municipalities. The Village's payments to IRMA are displayed on the financial statements as expenditures/expenses in the appropriate funds.

VILLAGE OF BANNOCKBURN, ILLINOIS  
 NOTES TO FINANCIAL STATEMENTS (Continued)

7. RISK MANAGEMENT (Continued)

Risk of loss is transferred, except that each member assumes at a minimum the first \$2,500 of each occurrence, and IRMA has self-insurance retentions at various amounts above that level.

Management consists of a Board of Directors comprised of one appointed representative from each member. In addition, there are two officers, a Risk Manager and a Treasurer.

The Village does not exercise any control over the activities of IRMA beyond its representation on the Board of Directors.

Initial contributions are determined in advance of each membership year based on the individual member's eligible revenue as defined in the bylaws of IRMA, and assessment factors based on past member experience and the funding need for the membership year. The Board of Directors may require that supplemental contributions be made by members to ensure adequate funds are available to meet the obligations applicable to the membership year. Members have a contractual obligation to fund any deficit of IRMA attributable to a membership year during which they were a member. The Village is not aware of any additional amounts owed to IRMA for the current period or prior policy year at April 30, 2008.

8. LONG-TERM DEBT

a. Changes in Long-Term Liabilities

The following is a summary in long-term liabilities for the fiscal year ended April 30, 2008:

	May 1	Additions	Reductions	April 30	Current Portion
<b>GOVERNMENTAL ACTIVITIES</b>					
Special Service Area Bonds	\$ 790,000	\$ -	\$ 60,000	\$ 730,000	\$ 60,000
Tax Increment Allocation					
Revenue Bonds (1)	3,994,134	154,618	955,000	3,193,752	665,000
Less Discount on Issuance	(19,950)	-	(6,650)	(13,300)	-
Tax Increment Notes - Trinity	900,000	-	-	900,000	-
Engineering Advance - TIF	100,000	-	-	100,000	-
Project Advance - TIF	145,784	-	-	145,784	-
Compensated Absences	159,925	-	8,327	151,598	-
<b>TOTAL GOVERNMENTAL ACTIVITIES</b>	<b>\$ 6,069,893</b>	<b>\$ 154,618</b>	<b>\$ 1,016,677</b>	<b>\$ 5,207,834</b>	<b>\$ 725,000</b>

VILLAGE OF BANNOCKBURN, ILLINOIS  
NOTES TO FINANCIAL STATEMENTS (Continued)

8. LONG-TERM DEBT (Continued)

a. Changes in Long-Term Liabilities (Continued)

	May 1	Additions	Reductions	April 30	Current Portion
<b>BUSINESS-TYPE ACTIVITIES</b>					
General Obligation Bonds	\$ 2,500,000	\$ -	\$ 70,000	\$ 2,430,000	\$ 90,000
Less Issuance Discount	(17,545)	-	(877)	(16,668)	-
<b>TOTAL GOVERNMENTAL ACTIVITIES</b>	<b>\$ 2,482,455</b>	<b>\$ -</b>	<b>\$ 69,123</b>	<b>\$ 2,413,332</b>	<b>\$ 90,000</b>

(1) The amount shown in the "Additions" column includes \$154,504 of increase in the accreted value of the bonds during the fiscal year ended April 30, 2008.

b. Bonds Payable

Long-term liabilities payable from governmental activities at April 30, 2008 are comprised of the following:

	Total	Current Portion
\$400,000 1990A Tax Increment Allocation Revenue Bonds dated August 15, 1990, in one annual installment of \$2,186,413 on December 1, 2009, interest at 9%.	\$ 1,833,752	\$ -
\$940,000 2003 Special Tax Bonds dated July 1, 2003 in annual installments of \$40,000 to \$85,000 to December 1, 2017, interest at 3.5%.	730,000	60,000
\$1,995,000 2006B Tax Increment Allocation Revenue Bonds dated July 6, 2006, in annual installments of \$635,000 to \$695,000 to November 15, 2009, interest at 4.20%	1,360,000	695,000
<b>TOTAL</b>	<b>\$ 3,923,752</b>	<b>\$ 755,000</b>

Long-term liabilities payable from business-type activities at April 30, 2008 are comprised of the following:

	Total	Current Portion
\$2,500,000 General Obligation Bonds Series 2006 Bonds dated November 15, 2006, in annual installment of \$70,000 to \$190,000 to January 1, 2026, interest at 3.7% to 4.0%.	\$ 2,430,000	\$ 90,000

VILLAGE OF BANNOCKBURN, ILLINOIS  
 NOTES TO FINANCIAL STATEMENTS (Continued)

8. LONG-TERM DEBT (Continued)

c. Annual Debt Service Requirements to Maturity

The annual debt service requirements to retire these outstanding obligations at April 30, 2008 are as follows:

Fiscal Year Ending April 30,	Governmental Activities			
	Special Tax Bonds		Tax Increment Allocation Revenue Bonds	
	Principal	Interest	Principal	Interest
2009	\$ 60,000	\$ 25,550	\$ 665,000	\$ 57,120
2010	65,000	23,450	695,000	29,190
2011	65,000	21,175	-	-
2012	70,000	18,900	-	-
2013	70,000	16,450	-	-
2014	75,000	14,000	-	-
2015	75,000	11,375	-	-
2016	80,000	8,750	-	-
2017	85,000	5,950	-	-
2018	85,000	2,975	-	-
TOTAL	\$ 730,000	\$ 148,575	\$ 1,360,000	\$ 86,310

Fiscal Year Ending April 30,	Business-Type Activities	
	General Obligation Revenue Bonds	
	Principal	Interest
2009	\$ 90,000	\$ 93,948
2010	95,000	90,617
2011	100,000	87,103
2012	105,000	83,402
2013	110,000	79,465
2014	110,000	75,340
2015	115,000	71,215
2016	125,000	66,903
2017	130,000	62,215
2018	135,000	57,340
2019	140,000	52,075
2020	145,000	46,615
2021	155,000	40,960
2022	160,000	34,837
2023	165,000	28,518
2024	175,000	22,000
2025	185,000	15,000
2026	190,000	7,600
TOTAL	\$ 2,430,000	\$ 1,015,153



VILLAGE OF BANNOCKBURN, ILLINOIS  
 NOTES TO FINANCIAL STATEMENTS (Continued)

8. LONG-TERM DEBT (Continued)

c. Annual Debt Service Requirements to Maturity (Continued)

The annual requirements to amortize to maturity the 1990A Tax Increment Allocation Revenue Bonds outstanding as of April 30, 2008 are as follows:

Fiscal Year	Principal	Interest Accretion
2009	\$ -	\$ 168,723
2010	400,000	184,250
Capitalized interest at April 30, 2008	1,433,752	-
<b>TOTAL</b>	<b>\$ 1,833,752</b>	<b>\$ 352,973</b>

The Village issued \$2,500,000 General Obligation Tax Bonds, Series 2006. The bond proceeds are designated for various water infrastructure projects, including new mains and the replacement of existing mains and hydrants. These bonds are general obligation bonds, secured by the full faith and credit and the unlimited taxing power of the Village of Bannockburn. It is the intent that the principal and interest payments will be funded from available cash in the Water Fund, and if necessary, from interim advances from the General Fund. The General Obligation Bonds, issued November 15, 2006, mature January 1, 2026.

d. Special Tax Bonds

The Village issued \$940,000 aggregate principal amount of Special Service Area #15 Special Tax Bonds, Series 2003 (Thornapple/Hilltop Sewer Project). The proceeds of the bonds are used to pay the cost of construction of sanitary sewer improvements and related costs in and for Special Service Area #15. The bonds constitute limited obligations of the Village, payable solely from a levy of direct annual tax on taxable property located within Special Service Area #15 in accordance with the special tax roll approved by the Village pursuant to (i) Ordinance Number 2003-20 adopted on June 23, 2003 establishing the Special Service Area and (ii) the Bond Ordinance. The bonds are further secured by a limited pledge of certain available sales tax revenues in the amount and to the extent set forth in the bond ordinance.

The bonds do not constitute general obligations of the Village and neither the full faith and credit nor the unlimited taxing power of the Village shall be pledged as security for the payment of the bonds.

The Special Tax Bonds (Alternate Revenue Source) Series 2003 were dated July 1, 2003, and are due on December 1, 2017 with semi-annual interest payments at an interest rate of 3.5%.

VILLAGE OF BANNOCKBURN, ILLINOIS  
 NOTES TO FINANCIAL STATEMENTS (Continued)

8. LONG-TERM DEBT (Continued)

e. Tax Increment Allocation Revenue Bonds

The Village issued Tax Increment Allocation Revenue Bonds, Series 2006A and Series 2006B on July 6, 2006. Series 2006A, issued for \$1,300,000, was immediately retired. Series 2006B, issued for \$1,995,000 at an interest rate of 4.20%, matures November 15, 2009.

Prior to issuing Series 2006A and Series 2006B, to satisfy the Sinking Fund requirement, a Defeasance Account was created. This action fully funded the remaining principal and interest for the Series 1987A bonds, with a final maturity of July 1, 2007.

Series 2006A and Series 2006B were issued under Ordinance 87-16 and the Tax Increment Allocation Revenue Bonds, Series 1990A remain subordinate to the Series 2006A and Series 2006B bonds.

The Tax Increment Allocation Revenue Bonds, Series 1990A are subordinate to the Tax Increment Allocation Revenue Bonds, Series 1987A and all other bonds issued under the Village's Bond Ordinance Number 87-16. No principal of or interest on the Series 1990A Bonds shall be paid until the Series 1987A Bond and all other bonds subsequently issued under Ordinance 87-16 have been paid or discharged. In addition, the Series 1990A Bonds are payable only from amounts deposited in the Special Tax Allocation Fund for the Village of Bannockburn Redevelopment Project Area on or before December 1, 2009. The Village's Debt Service - TIF Fund and the Capital Projects - Water Reservoir and Project Fund account for the activity of the Special Tax Allocation Fund for the Village of Bannockburn Redevelopment Project Area.

According to the Tax Increment Allocation Revenue Bond ordinances, the following reserve accounts are to be maintained:

Reserve Account	Amount	Nature of Authorized Expenditure
Principal and interest	Amount sufficient to pay current principal and interest maturities	Pay the principal and interest on the bonds
Sinking fund	Amount equal to the total outstanding principal and interest on the bonds	Pay principal and interest on bonds; if no default has occurred on the payment of principal and interest, up to \$100,000 may be used to pay for project costs
General account	Excess of sinking fund account	Pay project costs

VILLAGE OF BANNOCKBURN, ILLINOIS  
 NOTES TO FINANCIAL STATEMENTS (Continued)

---

8. LONG-TERM DEBT (Continued)

e. Tax Increment Allocation Revenue Bonds (Continued)

The principal and interest reserve account is presented on the financial statements of the Village as the TIF Debt Service Fund. The general reserve account is presented on the financial statements as a Capital Projects - Water Reservoir and Project Fund.

No principal of, or interest on, the Series 1990A Bonds shall be paid until the Series 1987A Bond and all other bonds subsequently issued under Ordinance 87-16 have been paid or discharged. Because the Village has not collected enough real estate taxes in the Special Tax Allocation Fund for bond obligations subsequently issued under Ordinance 87-16, the Tax Increment Allocation Revenue Bonds Series 1990A remain unfunded at April 30, 2008.

f. Engineering Advance - Tax Increment Financing

During fiscal year 1998, the Village's redevelopment project area received an advance of \$100,000 for the engineering and design of a water reservoir in Phase III from the TIF Project Developer. The advance does not bear interest and is not expected to be repaid by the Village within one year.

g. Project Advances - Tax Increment Financing

Prior to 2004, the redevelopment project area received an advance of \$505,406 from the TIF Project Developer. No payments were made for the year ended April 30, 2008. The remaining advance of \$145,784 does not bear interest and is not expected to be repaid within one year. The advance is summarized as follows:

Professional Fees	\$ 17,500
Lights	74,800
Paving	<u>53,484</u>
 TOTAL	 <u>\$ 145,784</u>

h. Advance from Other Funds

At April 30, 2008, advance from other funds represents the remaining liability to the general fund from Special Service Areas #7, 8, 9, 10, 11, 12, 13, 14 and 16. These advances were made from the General Fund for the initial start-up of the special service areas. The advances will be repaid with property tax receipts. Advances currently outstanding are as follows:

VILLAGE OF BANNOCKBURN, ILLINOIS  
 NOTES TO FINANCIAL STATEMENTS (Continued)

8. LONG-TERM DEBT (Continued)

h. Advance from Other Funds (Continued)

	<u>Advance From</u>
General Fund:	
Special Service Area #7 - \$398,510 original advance, due in annual installments of \$38,925 including interest at 6.25% through April 30, 2012.	\$ 133,542
Special Service Area #8 - \$54,909 original advance, due in annual installments of \$5,371 including interest at 6.25% through April 30, 2012.	18,395
Special Service Area #9 - \$54,909 original advance, due in annual installments of \$5,371 including interest at 6.25% through April 30, 2012.	18,395
Special Service Area #10 - \$329,453 original advance, due in annual installments of \$32,176 including interest at 6.25% through April 30, 2012.	110,908
Special Service Area #11 - \$149,067 original advance, due in annual installments of principal and interest at 8.00% through April 30, 2010.	29,000
Special Service Area #12 - \$116,163 original advance, due in annual installments of principal and interest at 8.00% through April 30, 2010.	21,000
Special Service Area #13 - \$304,846 original advance, due in annual installments of principal and interest at 8.00% through April 30, 2012.	91,535
Special Service Area #14 - \$140,684 original advance, due in annual installments of principal and interest at 8.00% through April 30, 2012.	65,617
Special Service Area #16 - \$385,900 original advance, due in annual installments of principal and interest at 5.00% through April 30, 2021.	<u>348,716</u>
Total General Fund	837,108
TIF Debt Service Fund:	
Water Reservoir and Project Fund	<u>142,948</u>
TOTAL ADVANCES FROM OTHER FUNDS	<u>\$ 980,056</u>

VILLAGE OF BANNOCKBURN, ILLINOIS  
 NOTES TO FINANCIAL STATEMENTS (Continued)

8. LONG-TERM DEBT (Continued)

h. Advance from Other Funds (Continued)

Annual Debt Service Requirements to Maturity for Advances from Other Funds:

Year End	Advances Payable
2009	\$ 169,743
2010	167,743
2011	140,743
2012 - 2021	<u>475,561</u>
TOTAL PRINCIPAL AND INTEREST	953,790
INTEREST PORTION	<u>116,682</u>
TOTAL PRINCIPAL	<u>\$ 837,108</u>

The Water Reservoir Fund advance of \$142,948 has been excluded from the above table as that repayment date is unknown.

9. TAX INCREMENT FINANCING

In 1986, the Village approved a tax increment financing agreement (TIF) plan and established a TIF District for an area within the Village. Tax increment financing is a tool that allows the Village to institute a redevelopment program in a blighted or conservation area and then to capture, as a funding device for paying the redevelopment costs, those real property taxes derived from the redeveloped property that exceed the real property taxes derived from the property prior to development.

Tax Increment Allocation Revenue Bonds Series 1987A, 1990A, 2006A, and 2006B have been issued and are accounted for in the Debt Service Fund and General Long-Term Debt. The Village also received a loan of \$605,406 from the TIF Project Developer, of which \$359,622 was repaid. Loan amounts outstanding at April 30, 2008 are accounted for in the governmental activities on the statement of net assets. The expenditures for the redevelopment project area are accounted for in the Capital Projects Fund. The expenditures are for roadway construction and related improvements, land and easement acquisition, water and sewer improvements, financing and various professional services, all associated with the TIF District.

VILLAGE OF BANNOCKBURN, ILLINOIS  
 NOTES TO FINANCIAL STATEMENTS (Continued)

9. TAX INCREMENT FINANCING (Continued)

In establishing the TIF District, the Village limited its obligation to the amount of available incremental taxes. If ever the TIF bonds come due and are not fully paid, the Village will not be in default of such bonds provided it pays out whatever incremental taxes it has received. As a result, no general tax revenue of the Village will ever need to be used to support the Village's TIF District. Moreover, the Village has a separate contractual arrangement with one of the major property owners in the TIF District to assure that certain TIF related work will be completed without risk to the Village's General Fund tax revenues.

10. INTERFUND ACCOUNTS

a. Due From/To Other Funds

For the year ended April 30, 2008, interfund receivables and payables consist of the following:

	<u>Due From</u>	<u>Due To</u>
General Fund		
Nonmajor Governmental	\$ 3,561	\$ 162,580
Road and Bridge	-	67
Police	-	95
Water	-	503,990
Sewer	-	278,371
Total General	<u>3,561</u>	<u>945,103</u>
Police		
General	<u>95</u>	-
Road and Bridge		
General	<u>67</u>	-
Nonmajor Governmental		
General	<u>162,580</u>	<u>3,561</u>
Water		
General	<u>503,990</u>	-
Sewer		
General	<u>278,371</u>	-
TOTAL ALL FUNDS	<u>\$ 948,664</u>	<u>\$ 948,664</u>

VILLAGE OF BANNOCKBURN, ILLINOIS  
 NOTES TO FINANCIAL STATEMENTS (Continued)

10. INTERFUND ACCOUNTS (Continued)

a. Due From/To Other Funds (Continued)

The purposes of the due to/due from other funds are as follows:

- Financial activity for the above funds are processed through the General Fund's checking account. These balances reflect available cash or cash advances for these funds that do not have physical operating accounts.

b. Transfers

Interfund transfers during the year ended April 30, 2008 consisted of the following:

	<u>Transfer In</u>	<u>Transfer Out</u>
General Fund		
Police	\$ -	\$ 549,900
Nonmajor Governmental	-	402,950
Total General	<u>-</u>	<u>952,850</u>
Police		
General	<u>549,900</u>	-
Nonmajor Governmental		
General	<u>402,950</u>	-
TOTAL ALL FUNDS	<u>\$ 952,850</u>	<u>\$ 952,850</u>

The purpose of significant transfers is as follows:

- \$549,900 transferred to the Police Fund from the General Fund to cover current year operating and capital costs. This transfer will not be repaid.
- \$399,100 transferred to the Road and Bridge Fund from the General Fund and \$3,850 to the Audit Fund from the General Fund to cover current year operating and capital costs. This transfer will not be repaid.

11. CONTINGENT LIABILITIES

Litigation

The Village is a defendant in various lawsuits. Although the outcome of these lawsuits is not presently determinable, in the opinion of the Village's attorney, the resolution of these matters will not have a material adverse effect on the financial condition of the Village.

11. CONTINGENT LIABILITIES (Continued)

Grants

Amounts received or receivable from grantor agencies are subject to audit and adjustment by grantor agencies, principally the federal government. Any disallowed claims, including amounts already collected, may constitute a liability of the applicable funds. The amount, if any, of expenditures which may be disallowed by the grantor cannot be determined at this time although the Village expects such amounts, if any, to be immaterial.

12. EMPLOYEE RETIREMENT SYSTEMS

a. Plan Description

Illinois Municipal Retirement Fund

The Village elected membership in the Illinois Municipal Retirement Fund (IMRF), an agent-multiple-employer public employee retirement system effective May 1, 2003. All employees hired in positions that meet or exceed the prescribed annual hourly standard must be enrolled in IMRF as participating members. Pension benefits vest after eight years of service. Participating members who retire at or after age 60 with eight years of credited service are entitled to an annual retirement benefit, payable monthly for life, in an amount equal to 1 2/3% of their final rate of earnings, for each year of credited service up to 15 years, and 2% for each year thereafter. IMRF also provides death and disability benefits. These benefit provisions and all other requirements are established by state statute.

Employees participating in the IMRF are required to contribute 4.5% of their annual covered salary. The member rate is established by state statute. The Village is required to contribute at an actuarially determined rate. The employer rate for calendar year 2007 was 14.58% of payroll. The employer contribution requirements are established and may be amended by the IMRF Board of Trustees.

b. Annual Pension Costs

Employer contributions have been determined as follows:

	<u>Illinois Municipal Retirement</u>
Actuarial Valuation Date	December 31, 2005
Actuarial Cost Method	Entry-age Normal
Asset Valuation Method	5 Year Smoothed Market



VILLAGE OF BANNOCKBURN, ILLINOIS  
NOTES TO FINANCIAL STATEMENTS (Continued)

12. EMPLOYEE RETIREMENT SYSTEMS (Continued)

b. Annual Pension Costs (Continued)

	<u>Illinois Municipal Retirement</u>
Amortization Method	Level Percentage of Payroll
Amortization Period	31 Years, Open
Significant Actuarial Assumptions	
a) Rate of Return on Present and Future Assets	7.50% Compounded Annually
b) Projected Salary Increase - Attributable to Inflation	4.00% Compounded Annually
c) Additional Projected Salary Increases - Seniority/Merit	.40 to 10.0%

Employer annual pension cost (APC), actual contributions and the net pension obligation (NPO) are as follows. The NPO is the cumulative difference between the APC and the contributions actually made.

	<u>For Fiscal Year</u>	<u>Illinois Municipal Retirement</u>
Annual Pension Cost (APC)	2007 2006 2005	\$ 117,487 111,865 107,324
Actual Contribution	2007 2006 2005	\$ 117,487 111,865 107,324
Percentage of APC Contributed	2007 2006 2005	100.00% 100.00 100.00
NPO	2007 2006 2005	\$ - - -

REQUIRED SUPPLEMENTARY INFORMATION

VILLAGE OF BANNOCKBURN, ILLINOIS

SCHEDULE OF REVENUES, EXPENDITURES, AND  
CHANGES IN FUND BALANCE - BUDGET AND ACTUAL  
GENERAL FUND

For the Year Ended April 30, 2008

	Original and Final Budget	Actual
<b>REVENUES</b>		
Taxes		
Property Taxes	\$ 200,300	\$ 201,447
Hotel/Motel	120,000	121,030
Intergovernmental	1,565,100	1,650,655
Licenses and Permits	101,000	345,122
Charges for Services	7,300	12,936
Investment Income	534,250	503,626
Miscellaneous	98,800	226,805
	<u>2,626,750</u>	<u>3,061,621</u>
<b>EXPENDITURES</b>		
Current		
General Government	1,338,975	963,674
Public Safety	144,700	115,577
Road and Bridge	-	624
	<u>1,483,675</u>	<u>1,079,875</u>
<b>EXCESS (DEFICIENCY) OF REVENUES OVER EXPENDITURES</b>	<u>1,143,075</u>	<u>1,981,746</u>
<b>OTHER FINANCING SOURCES (USES)</b>		
Transfers (Out)	<u>(2,104,080)</u>	<u>(952,850)</u>
<b>Total Other Financing Sources (Uses)</b>	<u>(2,104,080)</u>	<u>(952,850)</u>
<b>NET CHANGE IN FUND BALANCE</b>	<u>\$ (961,005)</u>	1,028,896
<b>FUND BALANCE, MAY 1</b>		<u>8,449,388</u>
<b>FUND BALANCE, APRIL 30</b>		<u>\$ 9,478,284</u>

(See independent auditor's report.)

VILLAGE OF BANNOCKBURN, ILLINOIS

SCHEDULE OF REVENUES, EXPENDITURES, AND  
CHANGES IN FUND BALANCE - BUDGET AND ACTUAL  
POLICE FUND

For the Year Ended April 30, 2008

	Original Budget	Final Budget	Actual
<b>REVENUES</b>			
Taxes			
Property Taxes	\$ 287,750	\$ 287,750	\$ 291,488
Intergovernmental			
Canine Grant	-	-	3,398
Tobacco Grant	-	-	1,100
Vest Grant	-	-	737
Roadside Safety Grant	5,500	5,500	13,465
Fines and Forfeitures	60,000	60,000	80,481
Investment Income	-	-	179
	<hr/>		
Total Revenues	353,250	353,250	390,848
<hr/>			
<b>EXPENDITURES</b>			
Public Safety			
Personnel Services			
Salaries	659,400	659,400	561,617
Insurance	125,200	113,200	92,819
Other Employee Services	11,450	11,450	9,102
Contractual Services			
Legal	17,200	17,200	6,668
Police Dispatch	92,400	92,400	85,246
Community Relations	6,500	6,500	4,425
Professional Services	7,250	7,250	5,556
Maintenance and Repairs	13,200	13,200	6,937
Operating Supplies	47,400	47,400	36,591
Communications	8,900	8,900	9,250
Printed Materials	3,300	3,300	467
Memberships	22,000	22,000	17,504
Professional Development	8,800	8,800	7,061
Liability Insurance	75,900	75,900	74,686
Capital Outlay			
Police Equipment	12,000	24,000	16,032
	<hr/>		
Total Expenditures	1,110,900	1,110,900	933,961
<hr/>			
EXCESS (DEFICIENCY) OF REVENUES OVER EXPENDITURES	(757,650)	(757,650)	(543,113)
OTHER FINANCING SOURCES (USES)			
Transfers In	719,125	719,125	549,900
<hr/>			
NET CHANGE IN FUND BALANCE	\$ (38,525)	\$ (38,525)	6,787
FUND BALANCE (DEFICIT), MAY 1			(11,081)
FUND BALANCE (DEFICIT), APRIL 30			<u>\$ (4,294)</u>

(See independent auditor's report.)

VILLAGE OF BANNOCKBURN, ILLINOIS

SCHEDULE OF REVENUES, EXPENDITURES, AND  
CHANGES IN FUND BALANCE - BUDGET AND ACTUAL  
ROAD AND BRIDGE FUND

For the Year Ended April 30, 2008

	Original Budget	Final Budget	Actual
<b>REVENUES</b>			
Taxes			
Property Taxes	\$ 40,000	\$ 40,000	\$ 46,055
Miscellaneous	320,100	320,100	59,874
	<hr/>		
Total Revenues	360,100	360,100	105,929
<hr/>			
<b>EXPENDITURES</b>			
Road and Bridge			
Personnel Services			
Part-Time Wages	8,000	8,000	3,713
Contractual Services			
Consultants	12,600	12,600	1,685
Tree Program and Landscaping	37,000	37,000	17,865
Traffic Study	-	-	400
Maintenance and Repairs	166,800	118,800	96,936
Snow Removal	35,200	44,200	43,609
Street Lighting	4,950	4,950	2,630
Capital Outlay			
Waukegan Road Widening	-	-	36,812
Route 22 Bridge	-	-	42,833
Route 22	-	-	377
Path	748,850	748,850	(5,317)
Road Repairs	1,325,000	1,325,000	195,557
Storm Sewer	31,000	70,000	52,073
Other	-	-	37
	<hr/>		
Total Expenditures	2,369,400	2,369,400	489,210
<hr/>			
EXCESS (DEFICIENCY) OF REVENUES OVER EXPENDITURES	(2,009,300)	(2,009,300)	(383,281)
OTHER FINANCING SOURCES (USES)			
Transfers In	1,379,290	1,379,290	399,100
<hr/>			
NET CHANGE IN FUND BALANCE	\$ (630,010)	\$ (630,010)	15,819
<hr/>			
FUND BALANCE (DEFICIT), MAY 1			(50,345)
<hr/>			
FUND BALANCE (DEFICIT), APRIL 30			\$ (34,526)
<hr/>			

(See independent auditor's report.)

VILLAGE OF BANNOCKBURN, ILLINOIS

SCHEDULE OF FUNDING PROGRESS  
ILLINOIS MUNICIPAL RETIREMENT FUND

April 30, 2008

Actuarial Valuation Date December 31	(1) Actuarial Value of Assets	(2) Actuarial Accrued Liability (AAL) Entry-Age Normal	(3) Funded Ratio (1) / (2)	(4) Unfunded (Overfunded) AAL (UAAL) (OAAL) (2) - (1)	(5) Covered Payroll	UAAL (OAAL) As a Percentage of Covered Payroll (4) / (5)
2003	\$ 560,127	\$ 1,281,025	43.72%	\$ 720,898	\$ 453,068	159.11%
2004	663,674	1,469,530	45.16%	805,856	697,266	115.57%
2005	842,176	1,740,030	48.40%	897,854	739,655	121.39%
2006	578,263	1,622,916	35.63%	1,044,653	767,253	136.15%
2007	776,895	1,840,450	42.21%	1,063,555	805,811	131.99%

Note: Information is presented prospectively until six years of data is available in accordance with GASB Statement No. 27.

(See independent auditor's report.)

VILLAGE OF BANNOCKBURN, ILLINOIS

SCHEDULE OF EMPLOYER CONTRIBUTIONS  
ILLINOIS MUNICIPAL RETIREMENT FUND

April 30, 2008

---

<u>For the Year December 31</u>	<u>Employer Contributions</u>	<u>Annual Required Contribution (ARC)</u>	<u>Percentage Contributed</u>
2003	\$ 48,886	\$ 48,886	100.00%
2004	75,235	75,235	100.00%
2005	107,324	107,324	100.00%
2006	111,865	111,865	100.00%
2007	117,487	117,487	100.00%

Note: Information is presented prospectively until six years of data is available in accordance with GASB Statement No. 27.

(See independent auditor's report.)

VILLAGE OF BANNOCKBURN, ILLINOIS

NOTES TO REQUIRED SUPPLEMENTARY INFORMATION

April 30, 2008

---

LEGAL COMPLIANCE AND ACCOUNTABILITY

Budgets

All departments of the Village submit requests for appropriation to the Village's manager so that a budget may be prepared. The budget is prepared by fund and includes information on the past year, current year estimates, and requested appropriations for the next fiscal year.

The proposed budget is presented to the Board of Trustees for review. The Board of Trustees holds public hearings and may add to, subtract from, or change appropriations, but may not change the form of the budget.

The Manager is authorized to transfer budgeted amounts between departments within any fund; however, any revisions that alter the total expenditures of any fund must be approved by the governing body.

The budget may be amended by the Board of Trustees. Adjustments made during the year are reflected in the budget information included in the financial statements.

Expenditures may not legally exceed budgeted appropriations at the fund level. During the year, a supplementary appropriation was adopted. The amendment shifted budgeted line items within several funds without altering the total budget in any fund.



MAJOR GOVERNMENTAL FUNDS

VILLAGE OF BANNOCKBURN, ILLINOIS

SCHEDULE OF EXPENDITURES - BUDGET AND ACTUAL  
GENERAL FUND

For the Year Ended April 30, 2008

	Original Budget	Final Budget	Actual
<b>EXPENDITURES</b>			
General Government			
Personnel Services			
Salaries	\$ 291,500	\$ 291,500	\$ 271,508
Employer Contribution -			
Pension and Retirement	120,900	120,900	58,623
Employee Health Insurance	51,050	51,050	31,109
Other Personnel Services	17,600	17,600	6,438
Contractual Services			
Legal	105,000	105,000	72,582
Recreation	2,750	2,750	1,637
Village Administration	73,900	73,900	50,167
Building Inspection Fees	90,500	90,500	74,092
Professional Services	70,400	70,400	57,867
Liability Insurance	39,300	39,300	28,626
Village Hall Maintenance	42,675	57,675	41,832
Open Space	53,500	53,500	34,386
Reimbursement Expenditures	163,200	163,200	127,782
Beautification	65,150	65,150	43,185
Emergency Disaster Services	6,000	6,000	475
Special Events	11,000	11,000	8,195
Other Expenditures	10,050	10,050	6,330
Capital Outlay	124,500	109,500	48,840
<b>Total General Government</b>	<b>1,338,975</b>	<b>1,338,975</b>	<b>963,674</b>
Public Safety			
Personnel Services			
Employer Contribution -			
Pension and Retirement	144,700	144,700	115,577
<b>Total Public Safety</b>	<b>144,700</b>	<b>144,700</b>	<b>115,577</b>
Road and Bridge			
Personnel Services			
Employer Contribution -			
Pension and Retirement	-	-	624
<b>Total Road and Bridge</b>	<b>-</b>	<b>-</b>	<b>624</b>
<b>TOTAL EXPENDITURES</b>	<b>\$ 1,483,675</b>	<b>\$ 1,483,675</b>	<b>\$ 1,079,875</b>

(See independent auditor's report.)

VILLAGE OF BANNOCKBURN, ILLINOIS

SCHEDULE OF REVENUES, EXPENDITURES, AND  
CHANGES IN FUND BALANCE - BUDGET AND ACTUAL  
WATER RESERVOIR PROJECT FUND

For the Year Ended April 30, 2008

	Final Budget	Actual
<b>REVENUES</b>		
Investment Income	\$ 15,000	\$ 25,170
Total Revenues	<u>15,000</u>	<u>25,170</u>
<b>EXPENDITURES</b>		
General Government		
Engineering	-	47,075
Contractual Services	13,200	6,852
Capital Outlay	<u>604,100</u>	<u>411,843</u>
Total Expenditures	<u>617,300</u>	<u>465,770</u>
NET CHANGE IN FUND BALANCE	<u><u>\$ (602,300)</u></u>	(440,600)
FUND BALANCE, MAY 1		<u>733,267</u>
FUND BALANCE, APRIL 30		<u><u>\$ 292,667</u></u>

(See independent auditor's report.)

VILLAGE OF BANNOCKBURN, ILLINOIS

SCHEDULE OF REVENUES, EXPENDITURES, AND  
CHANGES IN FUND BALANCE - BUDGET AND ACTUAL  
TIF DEBT SERVICE FUND

For the Year Ended April 30, 2008

	Final Budget	Actual
<b>REVENUES</b>		
Taxes		
Property Taxes	\$ 900,000	\$ 1,098,294
Investment Income	45,000	38,981
	<u>945,000</u>	<u>1,137,275</u>
<b>EXPENDITURES</b>		
Debt Service		
Principal	985,000	955,000
Interest and Fiscal Charges	177,600	99,790
	<u>1,162,600</u>	<u>1,054,790</u>
<b>NET CHANGE IN FUND BALANCE</b>	<u>\$ (217,600)</u>	82,485
<b>FUND BALANCE, MAY 1</b>		<u>998,284</u>
<b>FUND BALANCE, APRIL 30</b>		<u>\$ 1,080,769</u>

(See independent auditor's report.)

NONMAJOR GOVERNMENTAL FUNDS

VILLAGE OF BANNOCKBURN, ILLINOIS

COMBINING BALANCE SHEET  
NONMAJOR GOVERNMENTAL FUNDS

April 30, 2008

	Special Revenue	Debt Service	Total Nonmajor Governmental
<b>ASSETS</b>			
Cash and Cash Equivalents	\$ 83,613	\$ 71,968	\$ 155,581
Investments	268,937	-	268,937
Receivables (Net, Where Applicable, of Allowances For Uncollectibles)			
Property Taxes	57,287	257,852	315,139
Accrued Interest	4,831	54	4,885
Other	16,823	-	16,823
Due from Other Governments	3,199	-	3,199
Due from Other Funds	161,767	813	162,580
<b>TOTAL ASSETS</b>	<b>\$ 596,457</b>	<b>\$ 330,687</b>	<b>\$ 927,144</b>
<b>LIABILITIES AND FUND BALANCES</b>			
<b>LIABILITIES</b>			
Accounts Payable	\$ 3,310	\$ 29,246	\$ 32,556
Deferred Property Tax Revenue	57,287	257,852	315,139
Other Deferred Revenue	16,823	-	16,823
Due to Other Funds	-	3,554	3,554
Advances from Other Funds	-	837,108	837,108
<b>Total Liabilities</b>	<b>77,420</b>	<b>1,127,760</b>	<b>1,205,180</b>
<b>FUND BALANCES</b>			
Reserved for Maintenance of Roadways	360,566	-	360,566
Reserved for Liability Insurance	8,482	-	8,482
Reserved for Special Projects	152,725	-	152,725
Reserved for Debt Service	-	42,754	42,754
Unreserved			
Undesignated (Deficit) - Special Revenue Funds	(2,736)	-	(2,736)
Undesignated (Deficit) - Debt Service Funds	-	(839,827)	(839,827)
<b>Total Fund Balances</b>	<b>519,037</b>	<b>(797,073)</b>	<b>(278,036)</b>
<b>TOTAL LIABILITIES AND FUND BALANCES</b>	<b>\$ 596,457</b>	<b>\$ 330,687</b>	<b>\$ 927,144</b>

(See independent auditor's report.)

VILLAGE OF BANNOCKBURN, ILLINOIS

COMBINING STATEMENT OF REVENUES, EXPENDITURES,  
AND CHANGES IN FUND BALANCES  
NONMAJOR GOVERNMENTAL FUNDS

For the Year Ended April 30, 2008

	Special Revenue	Debt Service	Total Nonmajor Governmental
<b>REVENUES</b>			
Taxes	\$ 51,715	\$ 260,151	\$ 311,866
Intergovernmental	39,894	-	39,894
Investment Income	13,595	2,915	16,510
<b>Total Revenues</b>	<b>105,204</b>	<b>263,066</b>	<b>368,270</b>
<b>EXPENDITURES</b>			
Current			
General Government	42,036	-	42,036
Capital Outlay	560	1,950	2,510
Debt Service			
Principal	-	60,000	60,000
Interest and Fiscal Charges	-	80,070	80,070
<b>Total Expenditures</b>	<b>42,596</b>	<b>142,020</b>	<b>184,616</b>
<b>EXCESS (DEFICIENCY) OF REVENUES OVER EXPENDITURES</b>	<b>62,608</b>	<b>121,046</b>	<b>183,654</b>
<b>OTHER FINANCING SOURCES (USES)</b>			
Transfers In	3,850	-	3,850
<b>Total Other Financing Sources (Uses)</b>	<b>3,850</b>	<b>-</b>	<b>3,850</b>
<b>NET CHANGE IN FUND BALANCES</b>	<b>66,458</b>	<b>121,046</b>	<b>187,504</b>
<b>FUND BALANCES (DEFICIT), MAY 1</b>	<b>452,579</b>	<b>(918,119)</b>	<b>(465,540)</b>
<b>FUND BALANCES (DEFICIT), APRIL 30</b>	<b>\$ 519,037</b>	<b>\$ (797,073)</b>	<b>\$ (278,036)</b>

(See independent auditor's report.)

NONMAJOR SPECIAL REVENUE FUNDS



VILLAGE OF BANNOCKBURN, ILLINOIS

COMBINING BALANCE SHEET  
NONMAJOR SPECIAL REVENUE FUNDS

April 30, 2008

	Motor Fuel Tax	Audit	Liability Insurance
<b>ASSETS</b>			
Cash and Cash Equivalents	\$ 83,599	\$ 14	\$ -
Investments	268,937	-	-
Receivables (Net, Where Applicable, of Allowances For Uncollectibles)			
Property Taxes	-	16,700	30,005
Accrued Interest	4,831	-	-
Other	-	-	16,823
Due from Other Governments	3,199	-	-
Due from Other Funds	-	-	8,482
<b>TOTAL ASSETS</b>	<b>\$ 360,566</b>	<b>\$ 16,714</b>	<b>\$ 55,310</b>
<b>LIABILITIES AND FUND BALANCES</b>			
<b>LIABILITIES</b>			
Accounts Payable	\$ -	\$ 2,750	\$ -
Deferred Property Tax Revenue	-	16,700	30,005
Other Deferred Revenue	-	-	16,823
<b>Total Liabilities</b>	<b>-</b>	<b>19,450</b>	<b>46,828</b>
<b>FUND BALANCES</b>			
Reserved for Maintenance of Roadways	360,566	-	-
Reserved for Liability Insurance	-	-	8,482
Reserved for Special Projects	-	-	-
Unreserved			
Undesignated (Deficit)	-	(2,736)	-
<b>Total Fund Balances</b>	<b>360,566</b>	<b>(2,736)</b>	<b>8,482</b>
<b>TOTAL LIABILITIES AND FUND BALANCES</b>	<b>\$ 360,566</b>	<b>\$ 16,714</b>	<b>\$ 55,310</b>

Special Service Area #1	Special Service Area #2	Total Nonmajor Special Revenue
\$ -	\$ -	\$ 83,613
-	-	268,937
1,999	8,583	57,287
-	-	4,831
-	-	16,823
-	-	3,199
26,061	127,224	161,767
<u>\$ 28,060</u>	<u>\$ 135,807</u>	<u>\$ 596,457</u>
\$ 112	\$ 448	\$ 3,310
1,999	8,583	57,287
-	-	16,823
2,111	9,031	77,420
-	-	360,566
-	-	8,482
25,949	126,776	152,725
-	-	(2,736)
25,949	126,776	519,037
<u>\$ 28,060</u>	<u>\$ 135,807</u>	<u>\$ 596,457</u>

(See independent auditor's report.)

VILLAGE OF BANNOCKBURN, ILLINOIS

COMBINING STATEMENT OF REVENUES, EXPENDITURES,  
AND CHANGES IN FUND BALANCES  
NONMAJOR SPECIAL REVENUE FUNDS

For the Year Ended April 30, 2008

	Motor Fuel Tax	Audit	Liability Insurance
<b>REVENUES</b>			
Taxes	\$ -	\$ 15,261	\$ 25,944
Intergovernmental	39,894	-	-
Investment Income	13,595	-	-
Total Revenues	<u>53,489</u>	<u>15,261</u>	<u>25,944</u>
<b>EXPENDITURES</b>			
Current			
General Government	-	19,836	22,200
Capital Outlay	-	-	-
Total Expenditures	<u>-</u>	<u>19,836</u>	<u>22,200</u>
<b>EXCESS (DEFICIENCY) OF REVENUES OVER EXPENDITURES</b>	<u>53,489</u>	<u>(4,575)</u>	<u>3,744</u>
<b>OTHER FINANCING SOURCES (USES)</b>			
Transfers In	-	3,850	-
Total Other Financing Sources (Uses)	<u>-</u>	<u>3,850</u>	<u>-</u>
<b>NET CHANGE IN FUND BALANCES</b>	53,489	(725)	3,744
<b>FUND BALANCES (DEFICIT), MAY 1</b>	<u>307,077</u>	<u>(2,011)</u>	<u>4,738</u>
<b>FUND BALANCES (DEFICIT), APRIL 30</b>	<u>\$ 360,566</u>	<u>\$ (2,736)</u>	<u>\$ 8,482</u>

Special Service Area #1	Special Service Area #2	Total Nonmajor Special Revenue
\$ 2,003	\$ 8,507	\$ 51,715
-	-	39,894
-	-	13,595
2,003	8,507	105,204
-	-	42,036
112	448	560
112	448	42,596
1,891	8,059	62,608
-	-	3,850
-	-	3,850
1,891	8,059	66,458
24,058	118,717	452,579
\$ 25,949	\$ 126,776	\$ 519,037

(See independent auditor's report.)

VILLAGE OF BANNOCKBURN, ILLINOIS

SCHEDULE OF REVENUES, EXPENDITURES, AND  
 CHANGES IN FUND BALANCE - BUDGET AND ACTUAL  
 MOTOR FUEL TAX FUND

For the Year Ended April 30, 2008

	Final Budget	Actual
<b>REVENUES</b>		
Intergovernmental		
Motor Fuel Tax	\$ 40,000	\$ 39,894
Investment Income	8,000	13,595
	<u>48,000</u>	<u>53,489</u>
Total Revenues		
<b>EXPENDITURES</b>		
Contractual Services	300,000	-
	<u>300,000</u>	<u>-</u>
Total Expenditures		
NET CHANGE IN FUND BALANCE	<u>\$ (252,000)</u>	53,489
FUND BALANCE, MAY 1		<u>307,077</u>
FUND BALANCE, APRIL 30		<u>\$ 360,566</u>

(See independent auditor's report.)

VILLAGE OF BANNOCKBURN, ILLINOIS

SCHEDULE OF REVENUES, EXPENDITURES, AND  
CHANGES IN FUND BALANCE - BUDGET AND ACTUAL  
AUDIT FUND

For the Year Ended April 30, 2008

	Final Budget	Actual
<b>REVENUES</b>		
Taxes		
Property Taxes	\$ 14,850	\$ 15,261
Total Revenues	<u>14,850</u>	<u>15,261</u>
<b>EXPENDITURES</b>		
General Government		
Contractual Services		
Audit Services	<u>22,000</u>	<u>19,836</u>
Total Expenditures	<u>22,000</u>	<u>19,836</u>
<b>EXCESS (DEFICIENCY) OF REVENUES OVER EXPENDITURES</b>	(7,150)	(4,575)
<b>OTHER FINANCING SOURCES (USES)</b>		
Transfers In	<u>5,665</u>	<u>3,850</u>
<b>NET CHANGE IN FUND BALANCE</b>	<u>\$ (1,485)</u>	(725)
<b>FUND BALANCE (DEFICIT), MAY 1</b>		<u>(2,011)</u>
<b>FUND BALANCE (DEFICIT), APRIL 30</b>		<u>\$ (2,736)</u>

(See independent auditor's report.)

VILLAGE OF BANNOCKBURN, ILLINOIS

SCHEDULE OF REVENUES, EXPENDITURES, AND  
CHANGES IN FUND BALANCE - BUDGET AND ACTUAL  
LIABILITY INSURANCE FUND

For the Year Ended April 30, 2008

	Final Budget	Actual
<b>REVENUES</b>		
Taxes		
Property Taxes	\$ 25,200	\$ 25,944
Total Revenues	25,200	25,944
<b>EXPENDITURES</b>		
General Government		
Contractual Services		
Liability Insurance	29,750	22,200
Total Expenditures	29,750	22,200
NET CHANGE IN FUND BALANCE	<u>\$ (4,550)</u>	3,744
FUND BALANCE, MAY 1		<u>4,738</u>
FUND BALANCE, APRIL 30		<u>\$ 8,482</u>

(See independent auditor's report.)

VILLAGE OF BANNOCKBURN, ILLINOIS

SCHEDULE OF REVENUES, EXPENDITURES, AND  
 CHANGES IN FUND BALANCE - BUDGET AND ACTUAL  
 SPECIAL SERVICE AREA #1 FUND

For the Year Ended April 30, 2008

	Final Budget	Actual
<b>REVENUES</b>		
Taxes		
Property Taxes	\$ 1,995	\$ 2,003
Total Revenues	<u>1,995</u>	<u>2,003</u>
<b>EXPENDITURES</b>		
Capital Outlay		
Maintenance and Repairs	8,000	-
Route 22 Liftstation	50,000	112
Total Expenditures	<u>58,000</u>	<u>112</u>
NET CHANGE IN FUND BALANCE	<u>\$ (56,005)</u>	1,891
FUND BALANCE, MAY 1		<u>24,058</u>
FUND BALANCE, APRIL 30		<u>\$ 25,949</u>

(See independent auditor's report.)



VILLAGE OF BANNOCKBURN, ILLINOIS

SCHEDULE OF REVENUES, EXPENDITURES, AND  
 CHANGES IN FUND BALANCE - BUDGET AND ACTUAL  
 SPECIAL SERVICE AREA #2 FUND

For the Year Ended April 30, 2008

	Final Budget	Actual
<b>REVENUES</b>		
Taxes		
Property Taxes	\$ 8,505	\$ 8,507
Total Revenues	8,505	8,507
<b>EXPENDITURES</b>		
General Government		
Maintenance and Repairs	7,000	-
Capital Outlay	160,000	448
Total Expenditures	167,000	448
<b>NET CHANGE IN FUND BALANCE</b>	<b>\$ (158,495)</b>	8,059
<b>FUND BALANCE, MAY 1</b>		<b>118,717</b>
<b>FUND BALANCE, APRIL 30</b>		<b>\$ 126,776</b>

(See independent auditor's report.)

NONMAJOR DEBT SERVICE FUNDS

VILLAGE OF BANNOCKBURN, ILLINOIS

COMBINING BALANCE SHEET  
NONMAJOR DEBT SERVICE FUNDS

April 30, 2008

	Special Service Area #4	Special Service Area #7	Special Service Area #8	Special Service Area #9
<b>ASSETS</b>				
Cash and Cash Equivalents	\$ 32,045	\$ -	\$ -	\$ -
Receivables (Net, Where Applicable, of Allowances For Uncollectibles)				
Property Taxes	-	38,862	5,355	5,355
Accrued Interest	54	-	-	-
Due from Other Funds	-	-	-	-
<b>TOTAL ASSETS</b>	<b>\$ 32,099</b>	<b>\$ 38,862</b>	<b>\$ 5,355</b>	<b>\$ 5,355</b>
<b>LIABILITIES AND FUND BALANCES</b>				
<b>LIABILITIES</b>				
Accounts Payable	\$ -	\$ -	\$ -	\$ -
Deferred Property Taxes	-	38,862	5,355	5,355
Due to Other Funds	-	1,235	168	177
Advances from Other Funds	-	133,542	18,396	18,396
<b>Total Liabilities</b>	<b>-</b>	<b>173,639</b>	<b>23,919</b>	<b>23,928</b>
<b>FUND BALANCES</b>				
Reserved for Debt Service	32,099	-	-	-
Unreserved				
Undesignated (Deficit)	-	(134,777)	(18,564)	(18,573)
<b>Total Fund Balances (Deficit)</b>	<b>32,099</b>	<b>(134,777)</b>	<b>(18,564)</b>	<b>(18,573)</b>
<b>TOTAL LIABILITIES AND FUND BALANCES</b>	<b>\$ 32,099</b>	<b>\$ 38,862</b>	<b>\$ 5,355</b>	<b>\$ 5,355</b>

Special Service Area #10	Special Service Area #11	Special Service Area #12	Special Service Area #13	Special Service Area #14	Special Service Area #15	Special Service Area #16	Total Nonmajor Debt Service
\$ -	\$ -	\$ -	\$ -	\$ -	\$ 39,923	\$ -	\$ 71,968
32,128	17,250	12,436	12,704	9,162	87,422	37,178	257,852
-	-	-	-	-	-	-	54
-	719	-	54	40	-	-	813
<u>\$ 32,128</u>	<u>\$ 17,969</u>	<u>\$ 12,436</u>	<u>\$ 12,758</u>	<u>\$ 9,202</u>	<u>\$ 127,345</u>	<u>\$ 37,178</u>	<u>\$ 330,687</u>
\$ -	\$ -	\$ -	\$ -	\$ -	\$ 29,246	\$ -	\$ 29,246
32,128	17,250	12,436	12,704	9,162	87,422	37,178	257,852
1,092	-	453	-	-	22	407	3,554
110,908	29,000	21,000	91,535	66,015	-	348,316	837,108
144,128	46,250	33,889	104,239	75,177	116,690	385,901	1,127,760
-	-	-	-	-	10,655	-	42,754
(112,000)	(28,281)	(21,453)	(91,481)	(65,975)	-	(348,723)	(839,827)
(112,000)	(28,281)	(21,453)	(91,481)	(65,975)	10,655	(348,723)	(797,073)
<u>\$ 32,128</u>	<u>\$ 17,969</u>	<u>\$ 12,436</u>	<u>\$ 12,758</u>	<u>\$ 9,202</u>	<u>\$ 127,345</u>	<u>\$ 37,178</u>	<u>\$ 330,687</u>

(See independent auditor's report.)

VILLAGE OF BANNOCKBURN, ILLINOIS

COMBINING STATEMENT OF REVENUES, EXPENDITURES, AND  
CHANGES IN FUND BALANCES  
NONMAJOR DEBT SERVICE FUNDS

For the Year Ended April 30, 2008

	Special Service Area #4	Special Service Area #7	Special Service Area #8	Special Service Area #9
<b>REVENUES</b>				
Taxes	\$ -	\$ 38,911	\$ 5,363	\$ 5,363
Investment Income	1,373	-	-	-
Total Revenues	1,373	38,911	5,363	5,363
<b>EXPENDITURES</b>				
Capital Outlay	-	-	-	-
Debt Service				
Principal	-	-	-	-
Interest and Fiscal Charges	-	10,141	1,398	1,398
Total Expenditures	-	10,141	1,398	1,398
NET CHANGE IN FUND BALANCES	1,373	28,770	3,965	3,965
FUND BALANCES (DEFICIT), MAY 1	30,726	(163,547)	(22,529)	(22,538)
FUND BALANCES (DEFICIT), APRIL 30	\$ 32,099	\$ (134,777)	\$ (18,564)	\$ (18,573)

Special Service Area #10	Special Service Area #11	Special Service Area #12	Special Service Area #13	Special Service Area #14	Special Service Area #15	Special Service Area #16	Total Nonmajor Debt Service
\$ 32,168	\$ 18,364	\$ 13,358	\$ 12,719	\$ 9,174	\$ 87,506	\$ 37,225	\$ 260,151
-	-	-	-	-	1,542	-	2,915
32,168	18,364	13,358	12,719	9,174	89,048	37,225	263,066
-	-	-	-	-	1,650	300	1,950
-	-	-	-	-	60,000	-	60,000
8,414	3,480	2,520	3,874	2,794	27,650	18,401	80,070
8,414	3,480	2,520	3,874	2,794	89,300	18,701	142,020
23,754	14,884	10,838	8,845	6,380	(252)	18,524	121,046
(135,754)	(43,165)	(32,291)	(100,326)	(72,355)	10,907	(367,247)	(918,119)
\$ (112,000)	\$ (28,281)	\$ (21,453)	\$ (91,481)	\$ (65,975)	\$ 10,655	\$ (348,723)	\$ (797,073)

(See independent auditor's report.)

VILLAGE OF BANNOCKBURN, ILLINOIS

SCHEDULE OF REVENUES, EXPENDITURES, AND  
 CHANGES IN FUND BALANCE - BUDGET AND ACTUAL  
 SPECIAL SERVICE AREA #4 FUND

For the Year Ended April 30, 2008

	Final Budget	Actual
<b>REVENUES</b>		
Investment Income	\$ 150	\$ 1,373
Total Revenues	150	1,373
<b>EXPENDITURES</b>		
None	-	-
Total Expenditures	-	-
<b>NET CHANGE IN FUND BALANCE</b>	<b>\$ 150</b>	<b>1,373</b>
FUND BALANCE, MAY 1		30,726
FUND BALANCE, APRIL 30		\$ 32,099

(See independent auditor's report.)

VILLAGE OF BANNOCKBURN, ILLINOIS

SCHEDULE OF REVENUES, EXPENDITURES, AND  
 CHANGES IN FUND BALANCE - BUDGET AND ACTUAL  
 SPECIAL SERVICE AREA #7 FUND

For the Year Ended April 30, 2008

	Final Budget	Actual
<b>REVENUES</b>		
Taxes		
Property Taxes	\$ 38,861	\$ 38,911
Total Revenues	<u>38,861</u>	<u>38,911</u>
<b>EXPENDITURES</b>		
Debt Service		
Interest and Fiscal Charges	38,900	10,141
Miscellaneous	1,000	-
Total Expenditures	<u>39,900</u>	<u>10,141</u>
NET CHANGE IN FUND BALANCE	<u>\$ (1,039)</u>	28,770
FUND BALANCE (DEFICIT), MAY 1		<u>(163,547)</u>
FUND BALANCE (DEFICIT), APRIL 30		<u>\$ (134,777)</u>

(See independent auditor's report.)



VILLAGE OF BANNOCKBURN, ILLINOIS

SCHEDULE OF REVENUES, EXPENDITURES, AND  
 CHANGES IN FUND BALANCE - BUDGET AND ACTUAL  
 SPECIAL SERVICE AREA #8 FUND

For the Year Ended April 30, 2008

	Final Budget	Actual
<b>REVENUES</b>		
Taxes		
Property Taxes	\$ 5,355	\$ 5,363
Total Revenues	<u>5,355</u>	<u>5,363</u>
<b>EXPENDITURES</b>		
Debt Service		
Interest and Fiscal Charges	5,400	1,398
Miscellaneous	100	-
Total Expenditures	<u>5,500</u>	<u>1,398</u>
NET CHANGE IN FUND BALANCE	<u>\$ (145)</u>	3,965
FUND BALANCE (DEFICIT), MAY 1		<u>(22,529)</u>
FUND BALANCE (DEFICIT), APRIL 30		<u>\$ (18,564)</u>

(See independent auditor's report.)

VILLAGE OF BANNOCKBURN, ILLINOIS

SCHEDULE OF REVENUES, EXPENDITURES, AND  
 CHANGES IN FUND BALANCE - BUDGET AND ACTUAL  
 SPECIAL SERVICE AREA #9 FUND

For the Year Ended April 30, 2008

	Final Budget	Actual
<b>REVENUES</b>		
Taxes		
Property Taxes	\$ 5,355	\$ 5,363
Total Revenues	<u>5,355</u>	<u>5,363</u>
<b>EXPENDITURES</b>		
Debt Service		
Interest and Fiscal Charges	5,400	1,398
Miscellaneous	100	-
Total Expenditures	<u>5,500</u>	<u>1,398</u>
NET CHANGE IN FUND BALANCE	<u>\$ (145)</u>	3,965
FUND BALANCE (DEFICIT), MAY 1		<u>(22,538)</u>
FUND BALANCE (DEFICIT), APRIL 30		<u>\$ (18,573)</u>

(See independent auditor's report.)

VILLAGE OF BANNOCKBURN, ILLINOIS

SCHEDULE OF REVENUES, EXPENDITURES, AND  
CHANGES IN FUND BALANCE - BUDGET AND ACTUAL  
SPECIAL SERVICE AREA #10 FUND

For the Year Ended April 30, 2008

	Final Budget	Actual
<b>REVENUES</b>		
Taxes		
Property Taxes	\$ 32,128	\$ 32,168
Total Revenues	<u>32,128</u>	<u>32,168</u>
<b>EXPENDITURES</b>		
Debt Service		
Interest and Fiscal Charges	33,000	8,414
Miscellaneous	1,000	-
Total Expenditures	<u>34,000</u>	<u>8,414</u>
NET CHANGE IN FUND BALANCE	<u>\$ (1,872)</u>	23,754
FUND BALANCE (DEFICIT), MAY 1		<u>(135,754)</u>
FUND BALANCE (DEFICIT), APRIL 30		<u>\$ (112,000)</u>

(See independent auditor's report.)

VILLAGE OF BANNOCKBURN, ILLINOIS

SCHEDULE OF REVENUES, EXPENDITURES, AND  
CHANGES IN FUND BALANCE - BUDGET AND ACTUAL  
SPECIAL SERVICE AREA #11 FUND

For the Year Ended April 30, 2008

	Final Budget	Actual
<b>REVENUES</b>		
Taxes		
Property Taxes	\$ 17,980	\$ 18,364
Total Revenues	17,980	18,364
<b>EXPENDITURES</b>		
Debt Service		
Interest and Fiscal Charges	18,000	3,480
Miscellaneous	1,000	-
Total Expenditures	19,000	3,480
NET CHANGE IN FUND BALANCE	<u>\$ (1,020)</u>	14,884
FUND BALANCE (DEFICIT), MAY 1		<u>(43,165)</u>
FUND BALANCE (DEFICIT), APRIL 30		<u>\$ (28,281)</u>

(See independent auditor's report.)

VILLAGE OF BANNOCKBURN, ILLINOIS

SCHEDULE OF REVENUES, EXPENDITURES, AND  
 CHANGES IN FUND BALANCE - BUDGET AND ACTUAL  
 SPECIAL SERVICE AREA #12 FUND

For the Year Ended April 30, 2008

	Final Budget	Actual
<b>REVENUES</b>		
Taxes		
Property Taxes	\$ 13,020	\$ 13,358
Total Revenues	<u>13,020</u>	<u>13,358</u>
<b>EXPENDITURES</b>		
Debt Service		
Interest and Fiscal Charges	13,100	2,520
Miscellaneous	1,000	-
Total Expenditures	<u>14,100</u>	<u>2,520</u>
NET CHANGE IN FUND BALANCE	<u>\$ (1,080)</u>	10,838
FUND BALANCE (DEFICIT), MAY 1		<u>(32,291)</u>
FUND BALANCE (DEFICIT), APRIL 30		<u>\$ (21,453)</u>

(See independent auditor's report.)

VILLAGE OF BANNOCKBURN, ILLINOIS

SCHEDULE OF REVENUES, EXPENDITURES, AND  
CHANGES IN FUND BALANCE - BUDGET AND ACTUAL  
SPECIAL SERVICE AREA #13 FUND

For the Year Ended April 30, 2008

	Final Budget	Actual
<b>REVENUES</b>		
Taxes		
Property Taxes	\$ 12,704	\$ 12,719
Total Revenues	<u>12,704</u>	<u>12,719</u>
<b>EXPENDITURES</b>		
Debt Service		
Interest and Fiscal Charges	12,800	3,874
Miscellaneous	1,000	-
Total Expenditures	<u>13,800</u>	<u>3,874</u>
NET CHANGE IN FUND BALANCE	<u>\$ (1,096)</u>	8,845
FUND BALANCE (DEFICIT), MAY 1		<u>(100,326)</u>
FUND BALANCE (DEFICIT), APRIL 30		<u>\$ (91,481)</u>

(See independent auditor's report.)

VILLAGE OF BANNOCKBURN, ILLINOIS

SCHEDULE OF REVENUES, EXPENDITURES, AND  
AND CHANGES IN FUND BALANCE - BUDGET AND ACTUAL  
SPECIAL SERVICE AREA #14 FUND

For the Year Ended April 30, 2008

	Final Budget	Actual
<b>REVENUES</b>		
Taxes		
Property Taxes	\$ 9,162	\$ 9,174
Total Revenues	<u>9,162</u>	<u>9,174</u>
<b>EXPENDITURES</b>		
Debt Service		
Interest and Fiscal Charges	9,300	2,794
Miscellaneous	1,000	-
Total Expenditures	<u>10,300</u>	<u>2,794</u>
NET CHANGE IN FUND BALANCE	<u>\$ (1,138)</u>	6,380
FUND BALANCE (DEFICIT), MAY 1		<u>(72,355)</u>
FUND BALANCE (DEFICIT), APRIL 30		<u>\$ (65,975)</u>

(See independent auditor's report.)

VILLAGE OF BANNOCKBURN, ILLINOIS

SCHEDULE OF REVENUES, EXPENDITURES, AND  
CHANGES IN FUND BALANCE - BUDGET AND ACTUAL  
SPECIAL SERVICE AREA #15 FUND

For the Year Ended April 30, 2008

	Final Budget	Actual
<b>REVENUES</b>		
Taxes		
Property Taxes	\$ 87,422	\$ 87,506
Investment Income	1,600	1,542
	<u>89,022</u>	<u>89,048</u>
Total Revenues		
<b>EXPENDITURES</b>		
Capital Outlay	80,000	1,650
Debt Service		
Principal	87,400	60,000
Interest and Fiscal Charges	-	27,650
	<u>167,400</u>	<u>89,300</u>
Total Expenditures		
NET CHANGE IN FUND BALANCE	<u><u>\$ (78,378)</u></u>	(252)
FUND BALANCE, MAY 1		<u>10,907</u>
FUND BALANCE, APRIL 30		<u><u>\$ 10,655</u></u>

(See independent auditor's report.)



VILLAGE OF BANNOCKBURN, ILLINOIS

SCHEDULE OF REVENUES, EXPENDITURES, AND  
 CHANGES IN FUND BALANCE - BUDGET AND ACTUAL  
 SPECIAL SERVICE AREA #16 FUND

For the Year Ended April 30, 2008

	Final Budget	Actual
<b>REVENUES</b>		
Taxes		
Property Taxes	\$ 37,178	\$ 37,225
Total Revenues	<u>37,178</u>	<u>37,225</u>
<b>EXPENDITURES</b>		
Capital Outlay	1,000	300
Debt Service		
Interest and Fiscal Charges	<u>37,300</u>	<u>18,401</u>
Total Expenditures	<u>38,300</u>	<u>18,701</u>
NET CHANGE IN FUND BALANCE	<u>\$ (1,122)</u>	18,524
FUND BALANCE (DEFICIT), MAY 1		<u>(367,247)</u>
FUND BALANCE (DEFICIT), APRIL 30		<u>\$ (348,723)</u>

(See independent auditor's report.)

**PROPRIETARY FUNDS**

VILLAGE OF BANNOCKBURN, ILLINOIS

SCHEDULE OF REVENUES, EXPENSES, AND  
CHANGES IN NET ASSETS - BUDGET AND ACTUAL  
WATER FUND

For the Year Ended April 30, 2008

	Original Budget	Final Budget	Actual
<b>OPERATING REVENUES</b>			
Charges for Services			
Water Fees	\$ 625,000	\$ 625,000	\$ 725,416
<b>OPERATING EXPENSES</b>			
Cost of Operations			
Personnel Services	35,000	35,000	14,459
Water Purchases	470,000	410,000	277,833
Lab Analysis	1,750	1,750	557
Maintenance Service	6,000	66,000	104,707
Consultants	17,000	17,000	16,831
Consultants - L/S Water Main	-	-	5,582
Capital Improvements	1,614,000	1,614,000	850,434
Less Capital Assets	(881,316)	(881,316)	(881,316)
Other Charges	10,000	10,000	4,005
Total Operating Expenses	1,272,434	1,272,434	393,092
<b>OPERATING INCOME (LOSS) BEFORE DEPRECIATION</b>	(647,434)	(647,434)	332,324
<b>DEPRECIATION</b>	-	-	162,324
<b>OPERATING INCOME (LOSS)</b>	(647,434)	(647,434)	170,000
<b>NONOPERATING REVENUES (EXPENSES)</b>			
Investment Income	-	-	25,430
Tap-In Connection Fees	-	-	19,545
Interest Expense	(125,000)	(125,000)	(96,299)
Total Nonoperating Revenues (Expenses)	(125,000)	(125,000)	(51,324)
<b>INCOME (LOSS) BEFORE CONTRIBUTIONS</b>	(772,434)	(772,434)	118,676
<b>CONTRIBUTIONS</b>	-	-	411,843
<b>CHANGE IN NET ASSETS</b>	\$ (772,434)	\$ (772,434)	530,519
<b>NET ASSETS, MAY 1</b>			4,568,724
<b>NET ASSETS, APRIL 30</b>			\$ 5,099,243

(See independent auditor's report.)

VILLAGE OF BANNOCKBURN, ILLINOIS

SCHEDULE OF REVENUES, EXPENSES, AND  
CHANGES IN NET ASSETS - BUDGET AND ACTUAL  
SEWER FUND

For the Year Ended April 30, 2008

	Final Budget	Actual
<b>OPERATING REVENUES</b>		
Charges for Services		
Sewer Fees	\$ 130,000	\$ 132,279
<b>OPERATING EXPENSES</b>		
Cost of Operations		
Wages	-	375
Sewer Disposal Services	156,500	80,431
Design	-	4,855
Maintenance Service	46,000	19,989
Capital Improvements	737,500	(4,911)
Other Charges	-	18,110
Total Operating Expenses	940,000	118,849
OPERATING INCOME (LOSS) BEFORE DEPRECIATION	(810,000)	13,430
DEPRECIATION	-	50,051
OPERATING INCOME (LOSS)	(810,000)	(36,621)
<b>NONOPERATING REVENUES (EXPENSES)</b>		
Tap-In Connection Fees	15,000	45,000
CHANGE IN NET ASSETS	\$ (795,000)	8,379
NET ASSETS, MAY 1		3,149,783
NET ASSETS, APRIL 30		\$ 3,158,162

(See independent auditor's report.)

**SUPPLEMENTARY SCHEDULES**

VILLAGE OF BANNOCKBURN, ILLINOIS

SCHEDULE OF WATER AND SEWER FUND OPERATING ACTIVITY

Last Seven Fiscal Years

	2008	2007	2006	2005*	2004	2003	2002
<b>OPERATING REVENUES</b>							
Charges for Services	\$ 857,695	\$ 759,385	\$ 807,322	\$ 678,548	\$ 589,990	\$ 542,970	\$ 497,028
<b>OPERATING EXPENSES</b>							
Cost of Operations	368,701	389,276	469,072	375,355	349,441	324,400	373,362
General Operating Expenses	1,024,556	1,561,694	178,771	70,704	90,598	76,802	95,601
Less Capital Assets	(881,316)	(1,711,981)	-	-	-	-	-
Depreciation	212,375	104,199	88,470	83,754	42,054	38,153	112,388
Total Operating Expenses	724,316	343,188	736,313	529,813	482,093	439,355	581,351
OPERATING INCOME (LOSS)	133,379	416,197	71,009	148,735	107,897	103,615	(84,323)
<b>NONOPERATING REVENUES (EXPENSES)</b>							
Investment Income	25,430	22,611	-	-	-	-	-
Tap on Fees	64,545	-	42,374	27,257	-	2,350	-
Interest Expense	(96,299)	(40,405)	-	-	-	-	-
Transfers In	-	-	-	-	86,449	-	-
Transfers (Out)	-	-	-	-	(86,449)	(107,557)	-
Total Nonoperating Revenues (Expenses)	(6,324)	(17,794)	42,374	27,257	-	(105,207)	-
INCOME (LOSS) BEFORE CONTRIBUTIONS	127,055	398,403	113,383	175,992	107,897	(1,592)	(84,323)
CONTRIBUTIONS	411,843	2,614,458	411,905	113,224	-	-	53,643
NET INCOME (LOSS)	538,898	3,012,861	525,288	289,216	107,897	(1,592)	(30,680)
NET ASSETS, MAY 1	7,718,507	4,705,647	4,180,359	3,884,175	645,716	647,308	887,282
Prior Period Adjustment	-	-	-	6,968	-	-	(209,294)
NET ASSETS, MAY 1, RESTATED	7,718,507	4,705,647	4,180,359	3,891,143	645,716	647,308	677,988
NET ASSETS, APRIL 30	\$ 8,257,405	\$ 7,718,508	\$ 4,705,647	\$ 4,180,359	\$ 753,613	\$ 645,716	\$ 647,308

\* The Village implemented GASB Statement No. 34 which required combining \$3,130,562 of contributed capital to net assets.

(See independent auditor's report.)

VILLAGE OF BANNOCKBURN, ILLINOIS

LONG-TERM DEBT REQUIREMENTS  
 TAX INCREMENT ALLOCATION REVENUE BONDS, SERIES 1990A

April 30, 2008

---

Date of Issue	August 15, 1990
Date of Maturity	December 1, 2009
Authorized Issue	\$400,000
Interest Rates	9.00%
Interest Dates	June 1 and December 1
Principal Maturity Date	December 1

FUTURE PRINCIPAL AND INTEREST REQUIREMENTS

Fiscal Year	Tax Levy Year	Tax Levy		Totals
		Principal	Interest	
2009	2007	\$ -	\$ 168,723	\$ 168,723
2010	2008	400,000	184,250	584,250
		400,000	352,973	752,973
Capitalized interest at April 30, 2008		1,433,752	-	1,433,752
TOTAL AT APRIL 30, 2008		\$ 1,833,752	\$ 352,973	\$ 2,186,725

(See independent auditor's report.)

VILLAGE OF BANNOCKBURN, ILLINOIS

LONG-TERM DEBT REQUIREMENTS  
SPECIAL TAX BONDS, SERIES 2003

April 30, 2008

---

Date of Issue	July 1, 2003
Date of Maturity	December 1, 2017
Authorized Issue	\$940,000
Interest Rates	3.50%
Interest Dates	June 1 and December 1
Principal Maturity Date	December 1

FUTURE PRINCIPAL AND INTEREST REQUIREMENTS

Fiscal Year	Tax Levy Year	Tax Levy		Totals
		Principal	Interest	
2009	2007	\$ 60,000	\$ 25,550	\$ 85,550
2010	2008	65,000	23,450	88,450
2011	2009	65,000	21,175	86,175
2012	2010	70,000	18,900	88,900
2013	2011	70,000	16,450	86,450
2014	2012	75,000	14,000	89,000
2015	2013	75,000	11,375	86,375
2016	2014	80,000	8,750	88,750
2017	2015	85,000	5,950	90,950
2018	2016	85,000	2,975	87,975
TOTAL		\$ 730,000	\$ 148,575	\$ 878,575

(See independent auditor's report.)



VILLAGE OF BANNOCKBURN, ILLINOIS

LONG-TERM DEBT REQUIREMENTS  
GENERAL OBLIGATION BONDS, SERIES 2006

April 30, 2008

---

Date of Issue	November 15, 2006
Date of Maturity	January 1, 2026
Authorized Issue	\$2,500,000
Interest Rates	3.70-4.00%
Interest Dates	January 1 and July 1
Principal Maturity Date	January 1

FUTURE PRINCIPAL AND INTEREST REQUIREMENTS

Fiscal Year	Tax Levy Year	Tax Levy		Totals
		Principal	Interest	
2009	2007	\$ 90,000	\$ 93,948	\$ 183,948
2010	2008	95,000	90,618	185,618
2011	2009	100,000	87,103	187,103
2012	2010	105,000	83,403	188,403
2013	2011	110,000	79,465	189,465
2014	2012	110,000	75,340	185,340
2015	2013	115,000	71,215	186,215
2016	2014	125,000	66,903	191,903
2017	2015	130,000	62,215	192,215
2018	2016	135,000	57,340	192,340
2019	2017	140,000	52,075	192,075
2020	2018	145,000	46,615	191,615
2021	2019	155,000	40,960	195,960
2022	2020	160,000	34,838	194,838
2023	2021	165,000	28,518	193,518
2024	2022	175,000	22,000	197,000
2025	2023	185,000	15,000	200,000
2026	2024	190,000	7,600	197,600
TOTAL		\$ 2,430,000	\$ 1,015,156	\$ 3,445,156

(See independent auditor's report.)

VILLAGE OF BANNOCKBURN, ILLINOIS  
LONG-TERM DEBT REQUIREMENTS  
TAX INCREMENT REVENUE BONDS, SERIES 2006B

April 30, 2008

Date of Issue	July 6, 2006
Date of Maturity	November 15, 2009
Authorized Issue	\$1,995,000
Interest Rates	4.20%
Interest Dates	May 15 and November 15
Principal Maturity Date	November 15

FUTURE PRINCIPAL AND INTEREST REQUIREMENTS

Fiscal Year	Tax Levy Year	Tax Levy		Totals
		Principal	Interest	
2009	2007	\$ 665,000	\$ 57,120	\$ 722,120
2010	2008	695,000	29,190	724,190
<b>TOTAL</b>		<b>\$ 1,360,000</b>	<b>\$ 86,310</b>	<b>\$ 1,446,310</b>

(See independent auditor's report.)

VILLAGE OF BANNOCKBURN, ILLINOIS

SCHEDULE OF PROPERTY TAX ASSESSED VALUATIONS, RATES, AND EXTENSIONS

Last Ten Levy Years

TAX LEVY YEAR	2007		2006		2005		2004		2003	
ASSESSED VALUATIONS	\$ 166,696,120		\$ 152,794,878		\$ 143,635,569		\$ 134,832,956		\$ 128,711,344	
	Rate	Amount	Rate	Amount	Rate	Amount	Rate	Amount	Rate	Amount
TAX RATES										
Corporate	0.125	\$ 208,370	0.132	\$ 201,689	0.135	\$ 193,908	0.138	\$ 186,069	0.137	\$ 176,335
Street and bridge (West Deerfield and Vernon Townships)	0.029	48,061	0.030	45,567	0.028	39,950	0.027	36,145	0.028	35,787
Liability insurance	0.018	30,005	0.017	25,975	0.017	24,418	0.016	21,573	0.016	20,594
Audit	0.010	16,670	0.010	15,279	0.010	14,364	0.008	10,787	0.008	10,297
Police	0.180	300,053	0.191	291,838	0.194	278,653	0.199	268,318	0.195	250,987
TOTAL TAX RATES/AMOUNTS	0.362	\$ 603,159	0.380	\$ 580,348	0.384	\$ 551,293	0.388	\$ 522,892	0.384	\$ 494,000
SPECIAL SERVICE AREAS*										
Special Service Area #1	0.013	\$ 1,999	0.014	\$ 2,002	-	\$ 2,062	-	\$ 2,118	-	\$ 2,006
Special Service Area #2	0.029	8,583	0.033	8,523	-	8,695	-	8,607	-	8,522
Special Service Area #4	-	-	-	-	-	-	-	-	-	-
Special Service Area #6A	-	-	-	-	-	-	-	-	-	-
Special Service Area #7	-	38,863	-	38,862	-	38,862	-	38,862	-	38,862
Special Service Area #8	-	5,355	-	5,355	-	5,355	-	5,355	-	5,355
Special Service Area #9	-	5,355	-	5,355	-	5,355	-	5,355	-	5,355
Special Service Area #10	-	32,128	-	32,128	-	32,128	-	32,128	-	32,128
Special Service Area #11	0.143	17,250	0.169	18,342	-	19,606	-	20,748	-	21,918
Special Service Area #12	0.124	12,436	0.168	13,340	-	14,195	-	15,053	-	15,918
Special Service Area #13	-	12,704	-	12,704	-	12,704	-	12,704	-	12,704
Special Service Area #14	-	9,162	-	9,162	-	9,162	-	9,162	-	9,162
Special Service Area #15	-	87,422	-	87,422	-	87,422	-	87,422	-	87,422
Special Service Area #16	-	37,178	-	37,178	-	37,178	-	-	-	-

(This schedule is continued on the following page.)

VILLAGE OF BANNOCKBURN, ILLINOIS

SCHEDULE OF PROPERTY TAX ASSESSED VALUATIONS, RATES, AND EXTENSIONS (Continued)

Last Ten Levy Years

TAX LEVY YEAR	2002		2001		2000		1999		1998	
ASSESSED VALUATIONS	\$ 121,973,058		\$ 111,102,753		\$ 103,796,394		\$ 94,783,700		\$ 90,893,362	
	Rate	Amount	Rate	Amount	Rate	Amount	Rate	Amount	Rate	Amount
TAX RATES										
Corporate	0.138	\$ 168,323	0.146	\$ 162,210	0.149	\$ 154,657	0.152	\$ 144,071	0.155	\$ 140,885
Street and bridge (West Deerfield and Vernon Townships)	0.030	36,348	0.029	31,987	0.029	29,855	0.031	29,142	0.032	28,795
Liability insurance	0.016	19,516	0.017	18,887	0.017	17,645	0.018	17,061	0.019	17,270
Audit	0.008	9,758	0.009	9,999	0.009	9,342	0.008	7,583	0.008	7,271
Police	0.198	241,507	0.203	225,539	0.210	217,972	0.219	207,576	0.223	202,692
TOTAL TAX RATES/AMOUNTS	0.390	\$ 475,452	0.404	\$ 448,622	0.414	\$ 429,471	0.428	\$ 405,433	0.437	\$ 396,913
SPECIAL SERVICE AREAS*										
Special Service Area #1	-	\$ 2,071	-	\$ 2,001	-	\$ 2,037	-	\$ 2,052	-	\$ 1,937
Special Service Area #2	-	8,675	-	-	-	8,629	-	8,508	-	8,152
Special Service Area #4	-	-	-	-	-	-	-	-	-	71,224
Special Service Area #6A	-	-	-	-	-	-	-	-	-	95,380
Special Service Area #7	-	38,862	-	38,862	-	38,862	-	38,862	-	38,862
Special Service Area #8	-	5,355	-	5,355	-	5,355	-	5,355	-	5,355
Special Service Area #9	-	5,355	-	5,355	-	5,355	-	5,355	-	5,355
Special Service Area #10	-	32,128	-	32,128	-	32,128	-	32,128	-	32,128
Special Service Area #11	-	23,118	-	24,271	-	25,477	-	26,701	-	-
Special Service Area #12	-	16,717	-	17,590	-	18,444	-	19,278	-	-
Special Service Area #13	-	12,704	-	12,704	-	-	-	-	-	-
Special Service Area #14	-	9,162	-	9,162	-	-	-	-	-	-
Special Service Area #15	-	-	-	-	-	-	-	-	-	-
Special Service Area #16	-	-	-	-	-	-	-	-	-	-

\* These are not levied based on ad valorem, instead they are levied by a fixed amount for each parcel of property.

(See independent auditor's report.)